

ACADEMIC YEAR 2025-26

\$118.3M

TOTAL SAVED

by Washington students through WICHE's Student Access Programs.

\$111.6M

SAVED through WUE

\$6.7M

SAVED through WRGP

WESTERN UNDERGRADUATE EXCHANGE



Saves UNDERGRADUATE students on out-of-state tuition. They pay no more than 150% of in-state tuition at partner institutions across the West.

Top Washington WUE schools for out-of-state undergraduate students:

- ▶ Washington State University (1,340)
- ▶ Western Washington University (629)
- ▶ Central Washington University (245)

Top out-of-state WUE schools for Washington undergraduate students:

- ▶ Oregon State University (1,346)
- ▶ University of Idaho (1,004)
- ▶ Boise State University (757)

WESTERN REGIONAL GRADUATE PROGRAM



Saves GRADUATE students on out-of-state certificate, master's, and doctoral programs. They pay no more than 150% of in-state tuition at partner institutions across the West.

Top Washington WRGP schools for out-of-state graduate students:

- ▶ Central Washington University (24)
- ▶ University of Washington (22)
- ▶ Washington State University Spokane (19)

Top out-of-state WRGP schools for Washington graduate students:

- ▶ University of Idaho (106)
- ▶ University of Hawai'i at Mānoa (43)
- ▶ Portland State University, OR (28)

PROFESSIONAL STUDENT EXCHANGE PROGRAM



Helps students pursuing careers in 10 HEALTH FIELDS. They can enroll in programs in the WICHE region and receive substantial tuition support from their home state/territory.

Washington has elected not to use PSEP for its residents because it operates public programs in most PSEP fields, with the exception of optometry, osteopathic medicine, and podiatry.

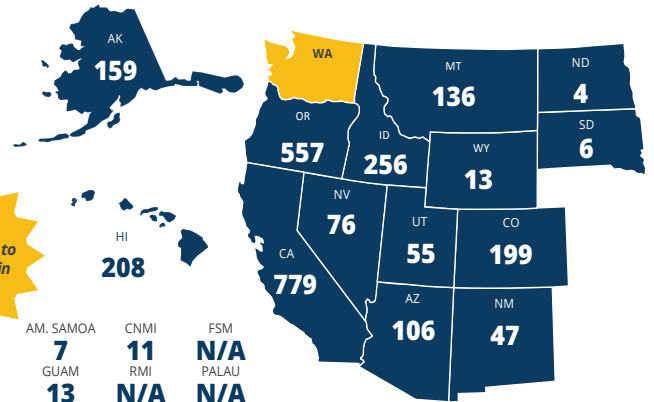
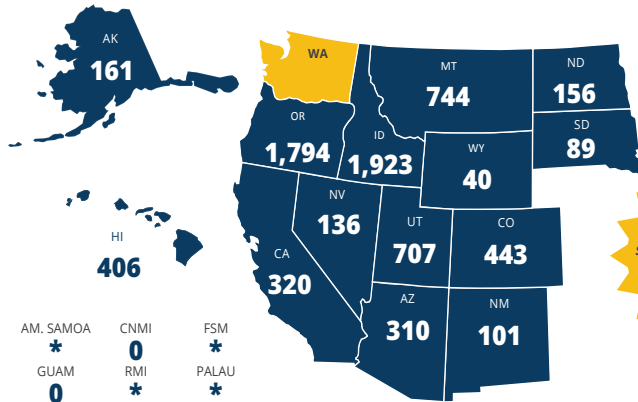
However, Washington institutions and their local economies still benefit from PSEP. This year, 68 PSEP students enrolled in programs located in Washington. Institutions received \$2M in support fees to reduce the students' tuition costs.

67,771% ROI Gained on Washington's WICHE annual dues (\$174,500/FY 2026)

WUE

WUE STUDENTS FROM WASHINGTON: **7,330**

WUE STUDENTS TO WASHINGTON: **2,632**



2,632 WUE students chose to attend school in Washington

AM. SAMOA *
GUAM 0
CNMI 0
RMI *FSM *
PALAU *

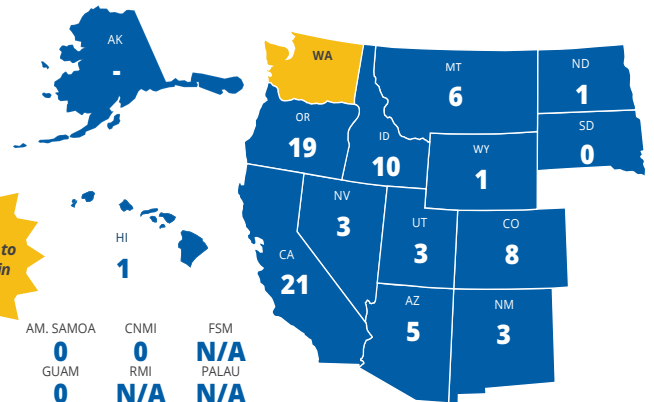
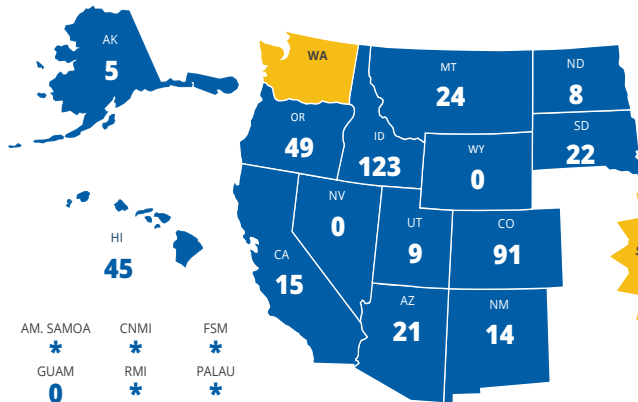
AM. SAMOA 7
GUAM 13
CNMI 11
RMI N/A
FSM N/A
PALAU N/A

* Currently do not have any participating WUE schools.

WRGP

WRGP STUDENTS FROM WASHINGTON: **426**

WRGP STUDENTS TO WASHINGTON: **81**



81 WRGP students chose to attend school in Washington

AM. SAMOA *
GUAM 0
CNMI *
RMI *FSM *
PALAU *

AM. SAMOA 0
GUAM 0
CNMI 0
RMI N/A
FSM N/A
PALAU N/A

* Currently do not have any participating WRGP schools.

WHAT STUDENTS ARE SAYING



“WRGP made pursuing a master’s degree a realistic option by easing the financial challenges that had stood in the way. The program has allowed me to continue my education and pursue my academic and professional goals. WRGP has turned my dreams into reality.”

EDWARD, Colorado resident, Geology, Central Washington University

STRENGTHENING WASHINGTON AND THE WEST

WICHE brings together senior leaders and partners to foster dialogue about issues facing institutions and states through its leadership and professional development networks.

WESTERN ALLIANCE OF COMMUNITY COLLEGE ACADEMIC LEADERS – 2-YEAR INSTITUTIONS

- ▶ Centralia College
- ▶ Clover Basin Technical College
- ▶ Spokane Community College
- ▶ Walla Walla Community College
- ▶ Washington State Board for Community and Technical Colleges

Joyce Hammer, Washington State Board for Community and Technical Colleges, serves on the Alliance executive committee.

WESTERN ACADEMIC LEADERSHIP FORUM – 4-YEAR INSTITUTIONS

- ▶ Central Washington University
- ▶ The Evergreen State College
- ▶ Washington Council of Presidents
- ▶ Washington State University Vancouver

Julie Garver, Council of Presidents, serves on the Forum executive committee.

WESTERN ACADEMIC LEADERSHIP ACADEMY is a yearlong professional development program for academic leaders aspiring to become chief academic officers in the WICHE region. Seven cohort members from Washington institutions have participated in the Academy since its inception in 2015.

WICHE ACADEMY FOR LEADERS IN THE HUMANITIES is a two-year leadership development program for aspiring academic leaders with a background in the humanities. Takami Nieda, Seattle Central College, is participating in the 2024-2026 cohort.

WICHE convenes the **OERWEST NETWORK** as part of a national effort to expand free course materials and other open educational resources (OER) that reduce textbook costs and support student success. WICHE is also conducting a regional landscape analysis examining how textbook price transparency and affordability policies are being implemented across the West.

Created by the WICHE Commission in 1995, the **LEGISLATIVE ADVISORY COMMITTEE (LAC)** works to strengthen state-level postsecondary policymaking across the West. Members are state legislators appointed by the WICHE Commissioners in the region to explore emerging policy issues and develop strategies for interstate collaboration.

- ▶ **Representative Debra Entenman**
- ▶ **Representative Mari Leavitt**
- ▶ **Representative Gerry Pollet** (*Commissioner*)
- ▶ **Senator Vandana Slatter**

RURAL COMMUNITIES OPIOID RESPONSE PROGRAM (RCORP)

is a multiyear initiative supported by the Health Resources and Services Administration within the U.S. Department of Health and Human Services to identify treatment barriers and best practices for preventing and treating substance use disorder. In Washington, the RCORP program supports one grantee.

WCET – THE WICHE COOPERATIVE FOR EDUCATIONAL TECHNOLOGIES

is the leader in the practice, policy, and advocacy of technology-enhanced digital learning in higher education. Its growing membership includes institutions, higher education agencies and systems, nonprofit organizations, government agencies, and corporations in all U.S. states and several Canadian provinces. WCET members include:

- ▶ Bellevue College
- ▶ Central Washington University
- ▶ Eastern Washington University
- ▶ Highline College
- ▶ Olympic College
- ▶ Pierce College
- ▶ Seattle Central College
- ▶ Seattle University
- ▶ Washington State Board for Community and Technical Colleges
- ▶ Washington State University

STATE AUTHORIZATION NETWORK (SAN) guides institutions through state regulations around online courses and programs. Washington has 24 members.

Washington Commissioners



John Carmichael

President, The
Evergreen State
College



Michael Meotti

Executive Director,
Washington Student
Achievement Council



Gerry Pollet

Representative,
Washington State
Legislature

Distance Education Reciprocity

Washington institutions save money on out-of-state authorization fees by participating in the State Authorization Reciprocity Agreement (SARA) through WICHE. This voluntary agreement provides reciprocity for the state authorization of distance education, while ensuring meaningful consumer protections for students and reducing regulatory red-tape for institutions.

\$7.5M WASHINGTON ESTIMATED
ANNUAL SAVINGS

Cost-savings Partnerships

WICHE offers pre-negotiated student health and technology contracts to colleges and universities, K-12 school districts, state and local governments, and education-related nonprofits through a cost-savings program with the Midwestern Higher Education Compact (MHEC). Last year, participating entities saved an average of 9% compared with other purchasing options.


\$1.5M WASHINGTON ESTIMATED
ANNUAL SAVINGS

Data and Policy Resources for Washington

Policymakers and campus leaders in Washington can explore WICHE's data and policy resources to better understand what's happening at home and across the West. These resources provide reliable state-level and regional insights to help make informed, strategic decisions that strengthen postsecondary education and workforce outcomes.

- ▶ **Knocking at the College Door** is the leading U.S. resource for projections of high school graduates. Visit wiche.edu/knocking to access reports, interactive dashboards, webinars, presentations, as well as state-level data.
- ▶ **Tuition and Fees in the West** includes tuition, fees, and enrollment data about 350+ public institutions in the West.
- ▶ **Benchmarks: WICHE Region** presents information on the West's progress in improving access to, success in, and financing of higher education.
- ▶ Data on over 35 indicators in WICHE's **Regional Fact Book for Higher Education in the West**.
- ▶ With support from the ECMC Foundation, WICHE equips state leaders with analysis and resources on **Completion Strategies in the West** to increase credential completion and improve student success across states.

Our data experts provide research, analysis, and peer collaboration opportunities on key higher education issues, including workforce development, state finance, transfer, student success strategies, and more, to help decision-makers develop evidence-based, effective policy solutions.



About WICHE

The Western Interstate Commission for Higher Education (WICHE) is a regional interstate higher education compact of 15 Western states and the U.S. Pacific Territories and Freely Associated States. Since 1953, WICHE has focused on its mission of expanding educational access and excellence for all residents of the West. By promoting innovation, cooperation, resource sharing, and sound public policy, WICHE strengthens higher education's contributions to the region's social, economic, and civic life. Visit wiche.edu.