

ACADEMIC YEAR 2025-26

\$46.3M

TOTAL SAVED

by Oregon students through WICHE's Student Access Programs.

\$43.2M

SAVED through WUE

\$3.1M

SAVED through WRGP

WESTERN UNDERGRADUATE EXCHANGE



WUE

Saves **UNDERGRADUATE** students on out-of-state tuition. They pay no more than 150% of in-state tuition at partner institutions across the West.

Top Oregon WUE schools for out-of-state undergraduate students:

- ▶ **Oregon State University (3,976)**
- ▶ **Portland State University (740)**
- ▶ **Southern Oregon University (591)**

Top out-of-state WUE schools for Oregon undergraduate students:

- ▶ **University of Utah (379)**
- ▶ **University of Idaho (265)**
- ▶ **Boise State University, ID (237)**

WESTERN REGIONAL GRADUATE PROGRAM



WRGP

Saves **GRADUATE** students on out-of-state certificate, master's, and doctoral programs. They pay no more than 150% of in-state tuition at partner institutions across the West.

Top Oregon WRGP schools for out-of-state graduate students:

- ▶ **Portland State University (68)**
- ▶ **Oregon Health & Science University (32)**
- ▶ **Southern Oregon University (20)**

Top out-of-state WRGP schools for Oregon graduate students:

- ▶ **University of Idaho (22)**
- ▶ **University of Hawai'i at Mānoa (21)**
- ▶ **University of Arizona (14)**

PROFESSIONAL STUDENT EXCHANGE PROGRAM



PSEP

Helps students pursuing careers in **10 HEALTH FIELDS**. They can enroll in programs in the WICHE region and receive substantial tuition support from their home state/territory.

Oregon doesn't use PSEP for its residents because it operates public programs in most PSEP fields, with the exception of optometry, osteopathic medicine, and podiatry.

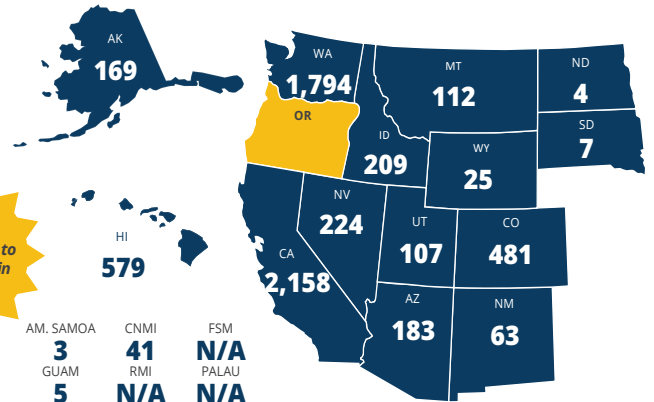
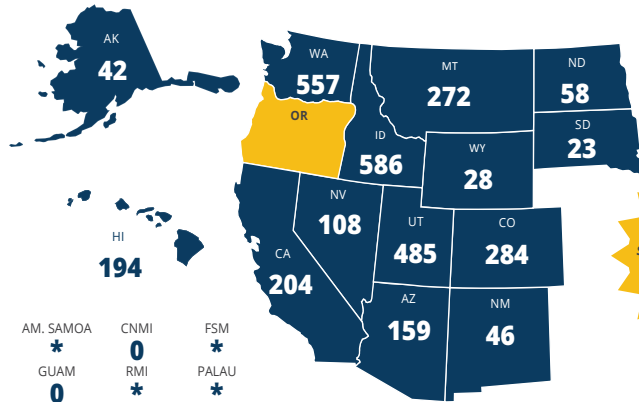
However, Oregon institutions and their local economies still benefit from PSEP. This year, 75 PSEP students enrolled in programs located in Oregon. Institutions received \$2M in support fees to reduce the students' tuition costs.

26,524% ROI Gained on Oregon's WICHE annual dues (\$174,500/FY 2026)

WUE

WUE STUDENTS FROM OREGON: **3,046**

WUE STUDENTS TO OREGON: **6,164**



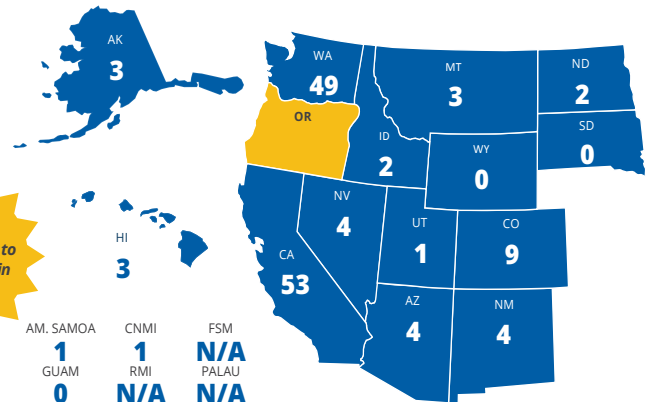
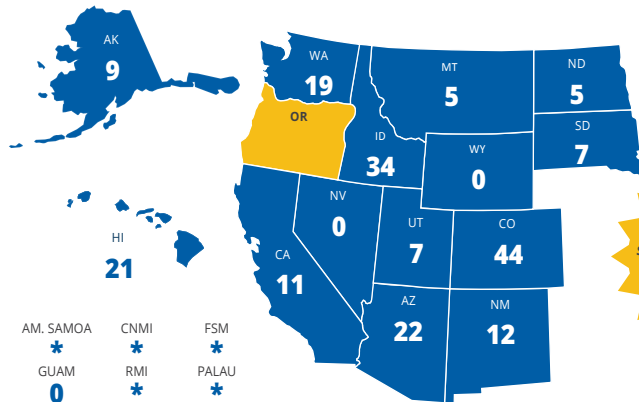
6,164 WUE students chose to attend school in Oregon

* Currently do not have any participating WUE schools.

WRGP

WRGP STUDENTS FROM OREGON: **196**

WRGP STUDENTS TO OREGON: **139**



139 WRGP students chose to attend school in Oregon

* Currently do not have any participating WRGP schools.

WHAT STUDENTS ARE SAYING



“ WUE made attending my dream university possible by removing the financial barrier of going out of state. Visiting Oregon State University confirmed it was the right place for me, and with WUE the cost was manageable for my family. It allowed me to pursue the college experience I'd hoped for. ”

RAEGAN, Colorado resident, Kinesiology, Oregon State University

STRENGTHENING OREGON AND THE WEST

WICHE brings together senior leaders and partners to foster dialogue about issues facing institutions and states through its leadership and professional development networks.

WESTERN ALLIANCE OF COMMUNITY COLLEGE ACADEMIC LEADERS – 2-YEAR INSTITUTIONS

- ▶ Oregon Higher Education Coordinating Commission

Donna Lewelling, Oregon Higher Education Coordinating Commission, serves on the Alliance executive committee.

WESTERN ACADEMIC LEADERSHIP FORUM – 4-YEAR INSTITUTIONS

- ▶ Eastern Oregon University
- ▶ Oregon Higher Education Coordinating Commission
- ▶ Oregon Institute of Technology
- ▶ Portland State University
- ▶ Western Oregon University

Veronica Dujon, Oregon Higher Education Coordinating Commission, serves on the Forum executive committee.

WESTERN ACADEMIC LEADERSHIP ACADEMY is a yearlong professional development program for academic leaders aspiring to become chief academic officers in the WICHE region. Eleven cohort members from Oregon institutions have participated in the Academy since 2015.

WICHE convenes the **OERWEST NETWORK** as part of a national effort to expand free course materials and other open educational resources (OER) that reduce textbook costs and support student success. WICHE is also conducting a regional landscape analysis examining how textbook price transparency and affordability policies are being implemented across the West.

WICHE's Behavioral Health Program (BHP) continues to assist the **OREGON STATE HOSPITAL PSYCHOLOGY INTERNSHIP TRAINING PROGRAM (OSH-PIP)** by providing support for the internship website.

TOGETHER WITH VETERANS (TWV) – RURAL VETERAN SUICIDE PREVENTION PROGRAM enlists rural Veterans and local partners to reduce Veteran suicide in their own community. Funded by the U.S. Department of Veterans Affairs and administered by WICHE's BHP, TWV provides individualized coaching, tools, training, technical assistance, and resources to establish and support public health suicide prevention programs in rural communities, including

Created by the WICHE Commission in 1995, the **LEGISLATIVE ADVISORY COMMITTEE (LAC)** works to strengthen state-level postsecondary policymaking across the West. Members are state legislators appointed by the WICHE Commissioners in the region to explore emerging policy issues and develop strategies for interstate collaboration.

- ▶ **Senator Lew Frederick**
- ▶ **Representative Emily McIntire**
- ▶ **Representative Ricki Ruiz**
- ▶ **Senator Rob Wagner**

one community in Central Oregon, which has served over 3,000 Veterans.

RURAL COMMUNITIES OPIOID RESPONSE PROGRAM (RCORP)

is a multiyear initiative supported by the Health Resources and Services Administration within the U.S. Department of Health and Human Services to identify treatment barriers and best practices for preventing and treating substance use disorder. In Oregon, the RCORP program supports one grantee.

WCET – THE WICHE COOPERATIVE FOR EDUCATIONAL TECHNOLOGIES

is the leader in the practice, policy, and advocacy of technology-enhanced digital learning in higher education. Its growing membership includes institutions, higher education agencies and systems, nonprofit organizations, government agencies, and corporations in all U.S. states and several Canadian provinces. WCET members include:

- ▶ Central Oregon Community College
- ▶ Chemeketa Community College
- ▶ Eastern Oregon University
- ▶ Lane Community College
- ▶ Oregon Institute of Technology
- ▶ Portland Community College
- ▶ Portland State University
- ▶ Southern Oregon University
- ▶ University of Oregon

Karen Watté of Oregon State University serves on the WCET Steering Committee.

STATE AUTHORIZATION NETWORK (SAN) guides institutions through state regulations around online courses and programs. SAN members include:

- ▶ Oregon Institute of Technology
- ▶ Oregon State University
- ▶ Portland Community College

Oregon Commissioners



Ben Cannon

Executive Director,
Oregon Higher
Education Coordinating
Commission



Michael Dembrow

Retired Senator,
Oregon State
Legislature



Lisa Skari

President, Mt. Hood
Community College

Distance Education Reciprocity

Oregon institutions save money on out-of-state authorization fees by participating in the State Authorization Reciprocity Agreement (SARA) through WICHE. This voluntary agreement provides reciprocity for the state authorization of distance education, while ensuring meaningful consumer protections for students and reducing regulatory red-tape for institutions.

\$8.2M OREGON ESTIMATED
ANNUAL SAVINGS

Cost-savings Partnerships

WICHE offers pre-negotiated student health and technology contracts to colleges and universities, K-12 school districts, state and local governments, and education-related nonprofits through a cost-savings program with the Midwestern Higher Education Compact (MHEC). Last year, participating entities saved an average of 9% compared with other purchasing options.


\$4.4M OREGON ESTIMATED
ANNUAL SAVINGS

Data and Policy Resources for Oregon

Policymakers and campus leaders in Oregon can explore WICHE's data and policy resources to better understand what's happening at home and across the West. These resources provide reliable state-level and regional insights to help make informed, strategic decisions that strengthen postsecondary education and workforce outcomes.

- ▶ **Knocking at the College Door** is the leading U.S. resource for projections of high school graduates. Visit wiche.edu/knocking to access reports, interactive dashboards, webinars, presentations, as well as state-level data.
- ▶ **Tuition and Fees in the West** includes tuition, fees, and enrollment data about 350+ public institutions in the West.
- ▶ **Benchmarks: WICHE Region** presents information on the West's progress in improving access to, success in, and financing of higher education.
- ▶ Data on over 35 indicators in WICHE's **Regional Fact Book for Higher Education in the West**.
- ▶ With support from the ECMC Foundation, WICHE equips state leaders with analysis and resources on **Completion Strategies in the West** to increase credential completion and improve student success across states.

Our data experts provide research, analysis, and peer collaboration opportunities on key higher education issues, including workforce development, state finance, transfer, student success strategies, and more, to help decision-makers develop evidence-based, effective policy solutions.



About WICHE

The Western Interstate Commission for Higher Education (WICHE) is a regional interstate higher education compact of 15 Western states and the U.S. Pacific Territories and Freely Associated States. Since 1953, WICHE has focused on its mission of expanding educational access and excellence for all residents of the West. By promoting innovation, cooperation, resource sharing, and sound public policy, WICHE strengthens higher education's contributions to the region's social, economic, and civic life. Visit wiche.edu.