

ACADEMIC YEAR 2025-26

**\$31.5M**

**TOTAL SAVED**

by Hawai'i students through WICHE's Student Access Programs.

**\$29.5M**

**SAVED**  
through WUE

**\$781K**

**SAVED**  
through WRGP

**\$1.3M**

**SAVED**  
through PSEP

WESTERN UNDERGRADUATE EXCHANGE



**WUE**

Saves **UNDERGRADUATE** students on out-of-state tuition. They pay no more than 150% of in-state tuition at partner institutions across the West.

Top Hawai'i WUE schools for out-of-state undergraduate students:

- ▶ University of Hawai'i at Mānoa (3,375)
- ▶ University of Hawai'i at Hilo (250)
- ▶ University of Hawai'i-West O'ahu (13)

Top out-of-state WUE schools for Hawai'i undergraduate students:

- ▶ University of Nevada, Las Vegas (408)
- ▶ Oregon State University (382)
- ▶ Washington State University (152)

WESTERN REGIONAL GRADUATE PROGRAM



**WRGP**

Saves **GRADUATE** students on out-of-state certificate, master's, and doctoral programs. They pay no more than 150% of in-state tuition at partner institutions across the West.

Top Hawai'i WRGP schools for out-of-state graduate students:

- ▶ University of Hawai'i at Mānoa (449)
- ▶ University of Hawai'i at Hilo (19)

Top out-of-state WRGP schools for Hawai'i graduate students:

- ▶ University of Arizona (5)
- ▶ Colorado State University (4)
- ▶ University of Colorado Colorado Springs (4)

PROFESSIONAL STUDENT EXCHANGE PROGRAM



**PSEP**

Helps students pursuing careers in **10 HEALTH FIELDS**. They can enroll in programs in the WICHE region and receive substantial tuition support from their home state/territory.

**48 Hawai'i students paid reduced tuition** for health care studies not offered by public institutions in their home state.

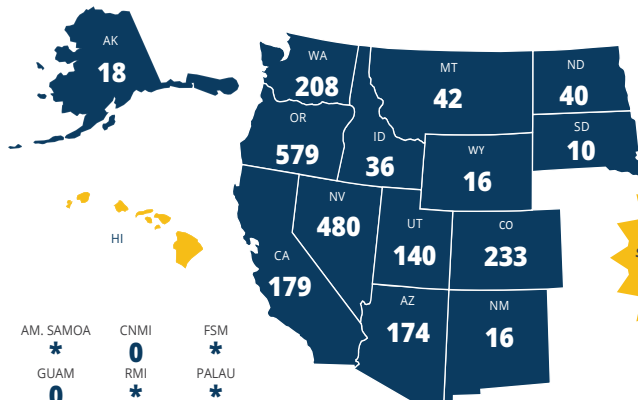
**62% of Hawai'i's PSEP graduates returned home to practice** (2012-21). Students are contractually required to return.

**Hawai'i's institutions and their local economies benefit, too.** This year, one PSEP student enrolled in a program located in Hawai'i. The institution received \$37,250 in support fees to reduce the student's tuition costs.

**2,151% ROI** Gained on Hawai'i's WICHE annual dues (\$174,500/FY 2026)

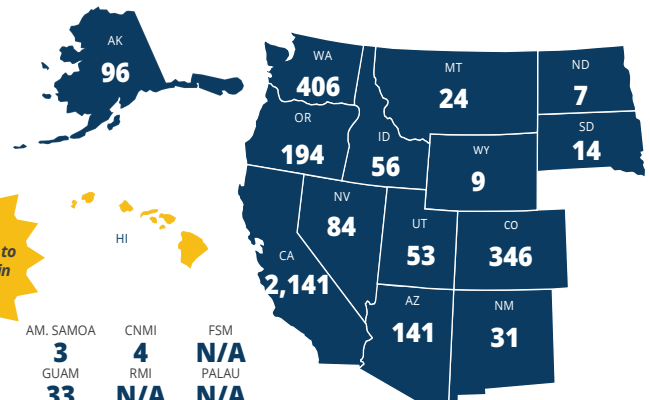
## WUE

WUE STUDENTS FROM HAWAII: **2,171**



\* Currently do not have any participating WUE schools.

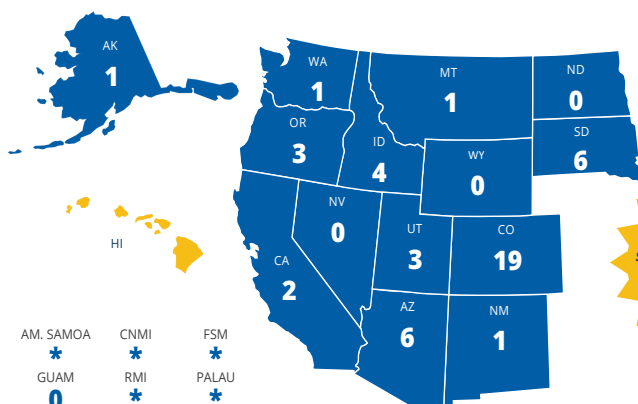
WUE STUDENTS TO HAWAII: **3,642**



Note: Students from American Samoa, Commonwealth of the Northern Mariana Islands, and some Guam students are eligible for the University of Hawaii Pacific Islander rate, which is the equivalent of the WUE rate. These students are also reported here as WUE students.

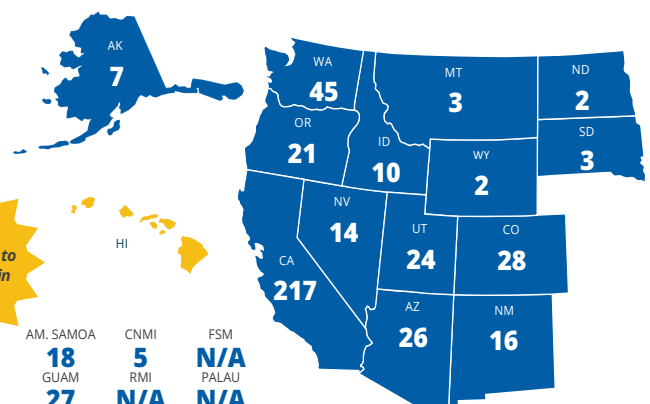
## WRGP

WRGP STUDENTS FROM HAWAII: **47**



\* Currently do not have any participating WRGP schools.

WRGP STUDENTS TO HAWAII: **468**



## PSEP

FIELD	STUDENTS	FEES PAID
Dentistry	8	\$291,200
Occupational Therapy	3	\$27,167
Optometry	12	\$257,700
Physical Therapy	10	\$179,750
Veterinary Medicine	15	\$535,775
<b>TOTAL</b>	<b>48</b>	<b>\$1,291,592</b>

PSEP students from Hawaii saved \$1,291,592 in tuition

## WHAT STUDENTS ARE SAYING



“PSEP significantly reduced my graduate tuition, allowing me to save money and avoid excessive loans. This support ensures I can bring my occupational therapy education back to Hawaii and the community that shaped me. Without PSEP, this opportunity might not have been possible.”

STACEN, Occupational Therapy, Hawaii, Pacific University (Oregon)

# STRENGTHENING HAWAII AND THE WEST

WICHE brings together senior leaders and partners to foster dialogue about issues facing institutions and states through its leadership and professional development networks.

## WESTERN ALLIANCE OF COMMUNITY COLLEGE ACADEMIC LEADERS – 2-YEAR INSTITUTIONS

- ▶ Hawai'i Community College
- ▶ Honolulu Community College
- ▶ Kapi'olani Community College
- ▶ Kaua'i Community College
- ▶ Leeward Community College
- ▶ University of Hawai'i Maui College
- ▶ University of Hawai'i System
- ▶ Windward Community College

Kaheleonolani Dukelow, University of Hawai'i System, serves on the Alliance executive committee.

## WESTERN ACADEMIC LEADERSHIP FORUM – 4-YEAR INSTITUTIONS

- ▶ University of Hawai'i System
- ▶ University of Hawai'i at Hilo
- ▶ University of Hawai'i at Mānoa
- ▶ University of Hawai'i, West O'ahu

Debora Halbert, University of Hawai'i System, serves on the Forum executive committee.

**WESTERN ACADEMIC LEADERSHIP ACADEMY** is a yearlong professional development program for academic leaders aspiring to become chief academic officers in the WICHE region. Three cohort members from Hawai'i institutions have participated in the Academy since its inception in 2015.

WICHE convenes the **OERWEST NETWORK** as part of a national effort to expand free course materials and other open educational resources (OER) that reduce textbook costs and support student success. WICHE is also conducting a regional landscape analysis examining how textbook price transparency and affordability policies are being implemented across the West.

WICHE's Behavioral Health Program (BHP) partners with the Hawai'i Department of Education, the Hawai'i Department of Health, and Hawai'i Department of Public Safety provide funding to support the WICHE Behavioral Health Program's (BHP) ongoing development and operations of the **HAWAII PSYCHOLOGY INTERNSHIP PROGRAM (HI-PIC)** with numerous sites participating in the internship. A primary goal of the internship is to

Created by the WICHE Commission in 1995, the **LEGISLATIVE ADVISORY COMMITTEE (LAC)** works to strengthen state-level postsecondary policymaking across the West. Members are state legislators appointed by the WICHE Commissioners in the region to explore emerging policy issues and develop strategies for interstate collaboration.

- ▶ **Senator Michelle N. Kidani**
- ▶ **Representative Lisa Kitagawa**
- ▶ **Senator Donna Mercado Kim**
- ▶ **Representative Andrew Takuya Garrett**

increase the number of psychologists in Hawai'i and build the state's behavioral health workforce.

The Hawai'i Department of Education (HI DOE) contracts with WICHE's BHP to recruit and screen School-based Behavioral Health and School Social Worker professionals and facilitate their application to positions within the **WEST HAWAII SCHOOL BASED BEHAVIORAL HEALTH PROGRAM (WH-SBBH)**. Under a second contract with HI DOE, WICHE's BHP subcontracts with licensed and unlicensed psychologists to provide clinical services for the **WEST HAWAII SCHOOL BASED BEHAVIORAL HEALTH (WH-SBBH)** program. Through these two contracts, WICHE's BHP supports the HI DOE efforts to address significant school behavioral health professional workforce shortages.

**WCET – THE WICHE COOPERATIVE FOR EDUCATIONAL TECHNOLOGIES** is the leader in the practice, policy, and advocacy of technology-enhanced digital learning in higher education. Its growing membership includes institutions, higher education agencies and systems, nonprofit organizations, government agencies, and corporations in all U.S. states and several Canadian provinces. Kapi'olani Community College and the University of Hawai'i System are WCET members. Gloria Niles, University of Hawai'i System, serves on the WCET Steering Committee as chair and on the Executive Council.

**STATE AUTHORIZATION NETWORK (SAN)** guides institutions through state regulations around online courses and programs.

## Hawai'i Commissioners



**Terrence George**  
CEO and President,  
Hawai'i Community  
Foundation



**Wendy Hensel**  
President, University  
of Hawai'i System



**David Lassner**  
President Emeritus,  
University of Hawai'i

## Distance Education Reciprocity

Hawai'i institutions save money on out-of-state authorization fees by participating in the State Authorization Reciprocity Agreement (SARA) through WICHE. This voluntary agreement provides reciprocity for the state authorization of distance education, while ensuring meaningful consumer protections for students and reducing regulatory red-tape for institutions.

**\$2.2M** HAWAI'I ESTIMATED ANNUAL SAVINGS

## Cost-savings Partnerships


WICHE offers pre-negotiated student health and technology contracts to colleges and universities, K-12 school districts, state and local governments, and education-related nonprofits through a cost-savings program with the Midwestern Higher Education Compact (MHEC). Last year, participating entities saved an average of 9% compared with other purchasing options.

**\$50k** HAWAI'I ESTIMATED ANNUAL SAVINGS

## Data and Policy Resources for Hawai'i

Policymakers and campus leaders in Hawai'i can explore WICHE's data and policy resources to better understand what's happening at home and across the West. These resources provide reliable state-level and regional insights to help make informed, strategic decisions that strengthen postsecondary education and workforce outcomes.

- ▶ **Knocking at the College Door** is the leading U.S. resource for projections of high school graduates. Visit [wiche.edu/knocking](https://wiche.edu/knocking) to access reports, interactive dashboards, webinars, presentations, as well as state-level data.
- ▶ **Tuition and Fees in the West** includes tuition, fees, and enrollment data about 350+ public institutions in the West.
- ▶ **Benchmarks: WICHE Region** presents information on the West's progress in improving access to, success in, and financing of higher education.
- ▶ Data on over 35 indicators in WICHE's **Regional Fact Book for Higher Education in the West**.
- ▶ With support from the ECMC Foundation, WICHE equips state leaders with analysis and resources on **Completion Strategies in the West** to increase credential completion and improve student success across states.



Our data experts provide research, analysis, and peer collaboration opportunities on key higher education issues, including workforce development, state finance, transfer, student success strategies, and more, to help decision-makers develop evidence-based, effective policy solutions.

## About WICHE

The Western Interstate Commission for Higher Education (WICHE) is a regional interstate higher education compact of 15 Western states and the U.S. Pacific Territories and Freely Associated States. Since 1953, WICHE has focused on its mission of expanding educational access and excellence for all residents of the West. By promoting innovation, cooperation, resource sharing, and sound public policy, WICHE strengthens higher education's contributions to the region's social, economic, and civic life. Visit [wiche.edu](https://wiche.edu).