

ACADEMIC YEAR 2025-26

\$260.6M

TOTAL SAVED

by California students through WICHE's Student Access Programs.

\$245.7M

SAVED through WUE

\$14.9M

SAVED through WRGP

WESTERN UNDERGRADUATE EXCHANGE



WUE

Saves **UNDERGRADUATE** students on out-of-state tuition. They pay no more than 150% of in-state tuition at partner institutions across the West.

Top California WUE schools for out-of-state undergraduate students:

- ▶ Cal Poly Humboldt (257)
- ▶ California State University, Sacramento (161)
- ▶ Lassen Community College (121)

Top out-of-state WUE schools for California undergraduate students:

- ▶ University of Nevada, Reno (2,304)
- ▶ University of Utah (2,090)
- ▶ University of Hawai'i at Mānoa (2,012)

WESTERN REGIONAL GRADUATE PROGRAM



WRGP

Saves **GRADUATE** students on out-of-state certificate, master's, and doctoral programs. They pay no more than 150% of in-state tuition at partner institutions across the West.

Top California WRGP schools for out-of-state graduate students:

- ▶ San Francisco State University (30)
- ▶ Cal Poly Humboldt (29)
- ▶ California State University, Monterey Bay (6)

Top out-of-state WRGP schools for California graduate students:

- ▶ University of Hawai'i at Mānoa (213)
- ▶ University of Arizona (74)
- ▶ University of Idaho (71)

PROFESSIONAL STUDENT EXCHANGE PROGRAM



PSEP

Helps students pursuing careers in **10 HEALTH FIELDS**. They can enroll in programs in the WICHE region and receive substantial tuition support from their home state/territory.

California doesn't use PSEP for its residents because it operates public programs in most PSEP fields, with the exception of osteopathic medicine and podiatry.

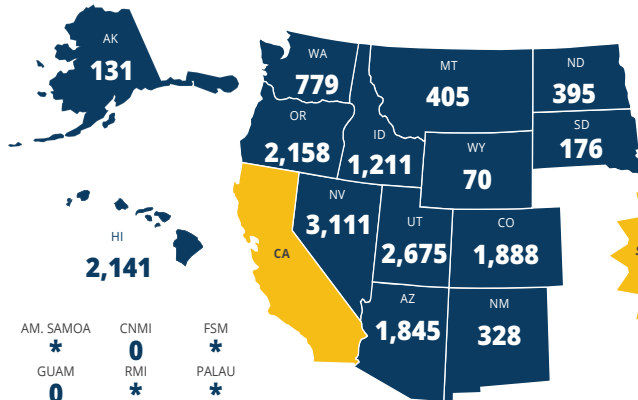
However, California institutions and their local economies still benefit from PSEP. This year, 45 PSEP students enrolled in programs located in California. Institutions received \$1.2M in support fees to reduce the students' tuition costs.

149,355% ROI Gained on California's WICHE annual dues (\$174,500/FY 2026)

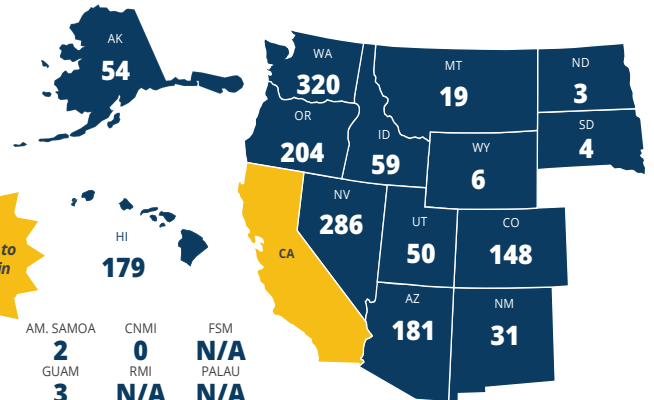
WUE

WUE STUDENTS FROM CALIFORNIA: **17,313**

WUE STUDENTS TO CALIFORNIA: **1,549**



1,549 WUE students chose to attend school in California



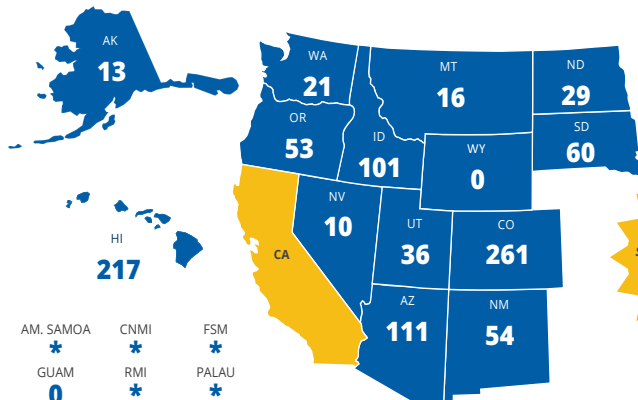
* Currently do not have any participating WUE schools.

Note: Students from California are eligible for the Regional In-State Equivalent Tuition Program at Colorado State University, Pueblo and are assessed resident on-campus tuition rates. These students are also reported as WUE students.

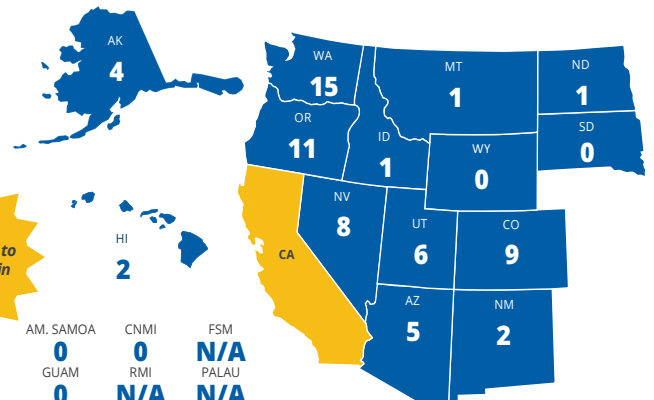
WRGP

WRGP STUDENTS FROM CALIFORNIA: **982**

WRGP STUDENTS TO CALIFORNIA: **65**



65 WRGP students chose to attend school in California



* Currently do not have any participating WRGP schools.

WHAT STUDENTS ARE SAYING



“Receiving an offer from the University of Washington was exciting, but the cost of out-of-state tuition made me hesitant to commit. WRGP eased that uncertainty by making my landscape architecture program financially attainable. I’m grateful to WICHE for supporting my education and helping me move forward with confidence in my academic goals.”

KAYLIN, California resident, Landscape Architecture, University of Washington

STRENGTHENING CALIFORNIA AND THE WEST

WICHE brings together senior leaders and partners to foster dialogue about issues facing institutions and states through its leadership and professional development networks.

WESTERN ALLIANCE OF COMMUNITY COLLEGE ACADEMIC LEADERS – 2-YEAR INSTITUTIONS

- ▶ California Community Colleges Chancellor's Office

James Todd, California Community Colleges Chancellor's Office, serves on the Alliance executive committee.

WESTERN ACADEMIC LEADERSHIP FORUM – 4-YEAR INSTITUTIONS

- ▶ California State University, Long Beach
- ▶ University of La Verne
- ▶ University of California, San Diego

WESTERN ACADEMIC LEADERSHIP ACADEMY is a yearlong professional development program for academic leaders aspiring to become chief academic officers in the WICHE region. Twelve cohort members from California institutions have participated in the Academy since its inception in 2015.

WICHE ACADEMY FOR LEADERS IN THE HUMANITIES is a two-year leadership development program for aspiring academic leaders with a background in the humanities. M. Keith Claybrook, Jr., California State University, Long Beach; Eric Kupers, California State University East Bay; and Christopher Moreman, California State University East Bay are participating in the 2024-2026 cohort.

WICHE convenes the **OERWEST NETWORK** as part of a national effort to expand free course materials and other open educational resources (OER) that reduce textbook costs and support student success. WICHE is also conducting a regional landscape analysis examining how textbook price transparency and affordability policies are being implemented across the West.

RURAL COMMUNITIES OPIOID RESPONSE PROGRAM (RCORP) is a multiyear initiative supported by the Health Resources and Services Administration within the U.S. Department of Health and Human Services to identify treatment barriers and best practices for preventing and treating substance use disorder. In California, the RCORP program supports one grantee.

Created by the WICHE Commission in 1995, the **LEGISLATIVE ADVISORY COMMITTEE (LAC)** works to strengthen state-level postsecondary policymaking across the West. Members are state legislators appointed by the WICHE Commissioners in the region to explore emerging policy issues and develop strategies for interstate collaboration.

WCET – THE WICHE COOPERATIVE FOR EDUCATIONAL TECHNOLOGIES

is the leader in the practice, policy, and advocacy of technology-enhanced digital learning in higher education. Its growing membership includes institutions, higher education agencies and systems, nonprofit organizations, government agencies, and corporations in all U.S. states and several Canadian provinces. WCET members include California State University Office of the Chancellor, California Community College Chancellor's Office, University of California Office of the President, and 19 other California institutions and organizations. Leslie Kennedy, California State University System, serves on the WCET Executive Council.

STATE AUTHORIZATION NETWORK (SAN) guides institutions through state regulations around online courses and programs. California has 201 members.

CHIEF ACADEMIC OFFICERS NETWORK is an opportunity for state and system staff to participate in regular collaborative calls with colleagues around the region.

STATE PROJECTS WICHE experts have provided support to California's task force on open educational resources. The state's task force is guiding the use of the historic investment in the development, adoption, and use of zero cost course materials to support student success. WICHE also has convened staff from across the region in a collaborative network to identify challenges and promising practices to help address workforce shortages in the health sector.

California Commissioners



Ellen Junn
President Emerita,
California State
University, Stanislaus



Robert Shireman
Higher Education
Policy Expert



Vacant

Data and Policy Resources for California

Policymakers and campus leaders in California can explore WICHE's data and policy resources to better understand what's happening at home and across the West. These resources provide reliable state-level and regional insights to help make informed, strategic decisions that strengthen postsecondary education and workforce outcomes.

- ▶ **Knocking at the College Door** is the leading U.S. resource for projections of high school graduates. Visit wiche.edu/knocking to access reports, interactive dashboards, webinars, presentations, as well as state-level data.
- ▶ **Tuition and Fees in the West** includes tuition, fees, and enrollment data about 350+ public institutions in the West.
- ▶ **Benchmarks: WICHE Region** presents information on the West's progress in improving access to, success in, and financing of higher education.
- ▶ Data on over 35 indicators in WICHE's **Regional Fact Book for Higher Education in the West**.
- ▶ With support from the ECMC Foundation, WICHE equips state leaders with analysis and resources on **Completion Strategies in the West** to increase credential completion and improve student success across states.

Our data experts provide research, analysis, and peer collaboration opportunities on key higher education issues, including workforce development, state finance, transfer, student success strategies, and more, to help decision-makers develop evidence-based, effective policy solutions.

Cost-savings Partnerships

WICHE offers pre-negotiated student health and technology contracts to colleges and universities, K-12 school districts, state and local governments, and education-related nonprofits through a cost-savings program with the Midwestern Higher Education Compact (MHEC). Last year, participating entities saved an average of 9% compared with other purchasing options.

\$1.6M CALIFORNIA ESTIMATED ANNUAL SAVINGS

The graphic features two overlapping report covers. The top cover is titled 'KNOCKING AT THE COLLEGE DOOR' with the subtitle 'Projections of High School Graduates | December 2024'. It lists authors Patrick Lane, Colleen Falkenstern, and Peace Bransberger, and includes logos for WICHE, CollegeBoard, and Lumina. The bottom cover is titled 'TUITION & FEES' with the subtitle 'Education in the West' and features a large '5-26' indicating the report's date. It also includes the WICHE logo and the text 'Detailed Data Tables'.

About WICHE

The Western Interstate Commission for Higher Education (WICHE) is a regional interstate higher education compact of 15 Western states and the U.S. Pacific Territories and Freely Associated States. Since 1953, WICHE has focused on its mission of expanding educational access and excellence for all residents of the West. By promoting innovation, cooperation, resource sharing, and sound public policy, WICHE strengthens higher education's contributions to the region's social, economic, and civic life. Visit wiche.edu.