

ACADEMIC YEAR 2024-25

\$256.9M

TOTAL SAVED

by California students through WICHE Student Access Programs.

\$244.1M

SAVED
through WUE

\$12.9M

SAVED
through WRGP

WESTERN UNDERGRADUATE EXCHANGE



WUE

Saves **UNDERGRADUATE** students on out-of-state tuition. They pay no more than 150% of in-state tuition at partner institutions across the West.

Top California WUE schools for out-of-state undergraduate students:

- ▶ Cal Poly Humboldt (251)
- ▶ California State University, Sacramento (146)
- ▶ California State University, Chico (127)

Top out-of-state WUE schools for California undergraduate students:

- ▶ University of Nevada Reno (2,614)
- ▶ University of Hawai'i at Mānoa (2,012)
- ▶ University of Utah (1,743)

WESTERN REGIONAL GRADUATE PROGRAM



WRGP

Saves **GRADUATE** students on out-of-state certificate, master's, and doctoral programs. They pay no more than 150% of in-state tuition at partner institutions across the West.

Top California WRGP schools for out-of-state graduate students:

- ▶ Cal Poly Humboldt (27)
- ▶ San Francisco State University (20)
- ▶ California State University, Monterey Bay (6)

Top out-of-state WRGP schools for California graduate students:

- ▶ University of Hawai'i at Mānoa (185)
- ▶ University of Arizona (71)
- ▶ University of Colorado Denver (62)

PROFESSIONAL STUDENT EXCHANGE PROGRAM



PSEP

Helps students pursuing careers in **10 HEALTH FIELDS**. They can enroll in programs in the WICHE region and receive substantial tuition support from their home state/territory.

California doesn't use PSEP for its residents because it operates public programs in most PSEP fields, with the exception of osteopathic medicine and podiatry.

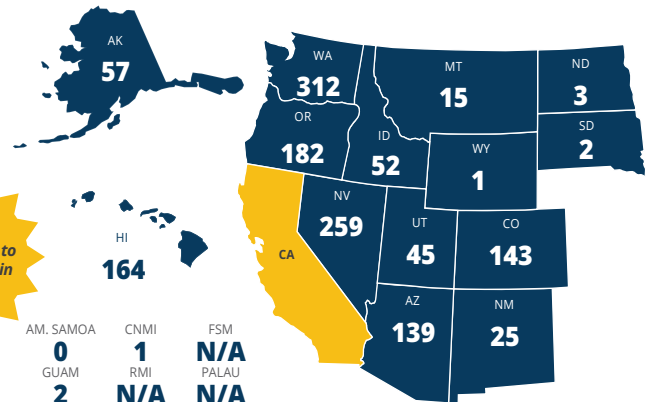
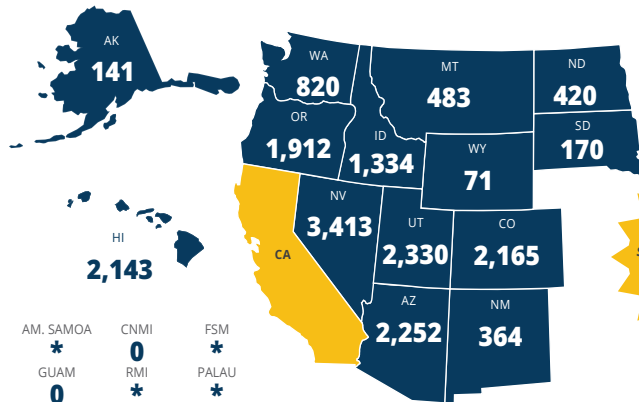
However, California institutions and their local economies still **benefit from PSEP**. This year, 44 PSEP students enrolled in programs located in California. Institutions received \$1M in support fees to reduce the students' tuition costs.

152,038% ROI gained on California's WICHE annual dues (\$169,000/FY 2025)

WUE

WUE STUDENTS **FROM** CALIFORNIA: **18,018**

WUE STUDENTS **TO** CALIFORNIA: **1,402**



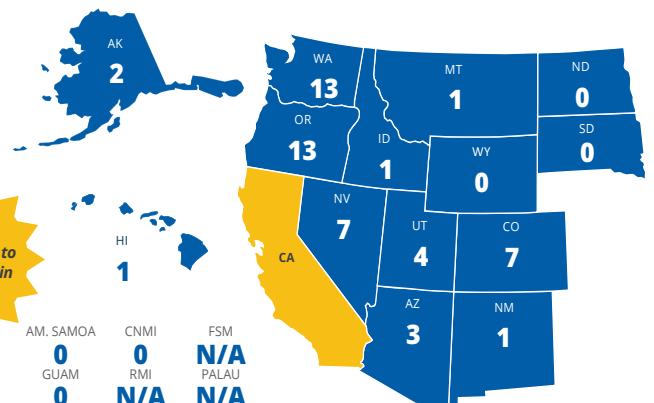
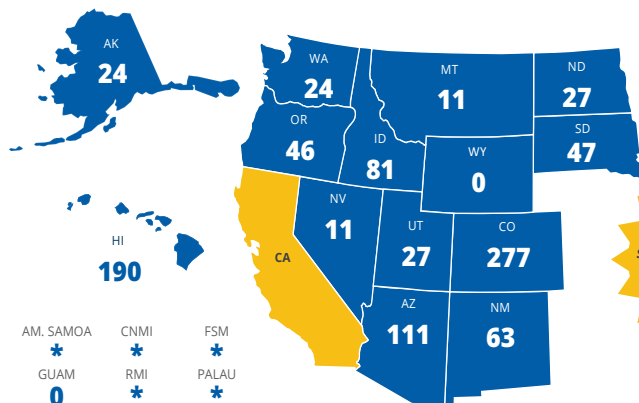
1,402 WUE students chose to attend college in California

* Currently do not have any participating WUE schools.

WRGP

WRGP STUDENTS **FROM** CALIFORNIA: **939**

WRGP STUDENTS **TO** CALIFORNIA: **53**



53 WRGP students chose to attend college in California

* Currently do not have any participating WRGP schools.

WHAT STUDENTS ARE SAYING



“As a first-generation college student, thanks to WUE, I have access to a quality and affordable nursing education, in a diverse cultural setting. It has allowed me to pursue comprehensive clinical training and participate in valuable extracurricular activities, preparing me to address healthcare disparities in underserved communities.”

ADRIAN, California resident, Nursing, University of Hawai'i at Mānoa

Regional collaboration

WICHE brings together senior academic leaders to foster dialogue about issues facing individual institutions through its leadership and professional development networks.

WESTERN ALLIANCE OF COMMUNITY COLLEGE ACADEMIC LEADERS – 2-YEAR INSTITUTIONS

- ▶ California Community Colleges Chancellor's Office
- ▶ Cerritos College

Aisha Lowe Rowena Tomaneng, California Community Colleges Chancellor's Office, serves on the Alliance executive committee.

WESTERN ACADEMIC LEADERSHIP FORUM – 4-YEAR INSTITUTIONS

- ▶ California State University, Long Beach
- ▶ California State University, Northridge
- ▶ University of California, San Diego

Karyn Scissum Gunn, California State University, Long Beach, is a member of the Forum executive committee.

WESTERN ACADEMIC LEADERSHIP ACADEMY is a yearlong professional development program for academic leaders aspiring to become chief academic officers in the WICHE region's postsecondary sector. Eleven cohort members from California institutions have participated in the Academy since its inception in 2015. Karyn Scissum Gunn, California State University, Long Beach, will serve as a primary faculty member for the Academy as of July 2024. Glen Nelson, California State University Monterey Bay, serves as a guest faculty member for the Academy.

WICHE offers student health and technology contracts through a **COST-SAVINGS PROGRAM** with the Midwestern Higher Education Compact (MHEC) to colleges and universities, K-12 school districts, local and state municipalities, and nonprofit organizations with an education emphasis. Last year, entities that used these contracts saved 9% over what they otherwise would have outside this joint purchasing arrangement. The total savings in California was \$1,681,962.

WICHE ACADEMY FOR LEADERS IN THE HUMANITIES is a two-year leadership development program for aspiring academic leaders with a background in the humanities. M. Keith Claybrook, Jr., California State University, Long Beach; Eric

Kupers, California State University East Bay; and Christopher Moreman, California State University East Bay are participating in the 2024-2026 cohort.

NO HOLDING BACK California State University, Fullerton is one of 12 WICHE institutions that participated in 2022-23 in analyzing data, policies and practices related to transcript and registration holds, contributing toward tools for other institutions to undertake this work.

Optimal behavioral health care

TOGETHER WITH VETERANS (TWV) – RURAL VETERAN SUICIDE PREVENTION PROGRAM enlists rural Veterans and local partners to reduce Veteran suicide in their own community. Funded by the U.S. Department of Veterans Affairs and administered by the WICHE BHP, TWV provides individualized coaching, tools, training, technical assistance, and resources, supporting 16 total communities in the WICHE region, representing 11 Western states. The TWV Program has one site in Mariposa County and has served over 2,950 rural Veterans from that area.

RURAL COMMUNITIES OPIOID RESPONSE PROGRAM (RCORP) is a multiyear initiative supported by the Health Resources and Services Administration within the U.S. Department of Health and Human Services to identify treatment barriers and best practices for preventing and treating substance use disorder. In California, the RCORP program supports one grantee.

Sound public policy

Created by the WICHE Commission in 1995, the **LEGISLATIVE ADVISORY COMMITTEE (LAC)** works to strengthen state-level postsecondary policymaking across the West. Members are legislators appointed by each state, territory, or freely associated state in the WICHE region; they meet annually to explore emerging policy issues and develop strategies for interstate collaboration.

KNOCKING AT THE COLLEGE DOOR is the leading U.S. resource for projections of high school graduates. Released in December 2024, the newest edition is essential for postsecondary policymakers, planning and workforce efforts, and economic development. Visit wiche.edu/knocking to access reports, interactive dashboards, webinars, presentations, as well as state-level data.

DATA EXPERTS WICHE staff provide analysis on finance, financial aid, articulation and transfer, strategic planning, student demographics, and more, as well as host peer-to-peer calls of state, system, and institutional chief academic officers to identify areas of potential collaboration and resource sharing across the West.

DATA RESOURCES WICHE offers curated data and policy resources to support better-informed decision-making. WICHE's research projects and collaborations cover postsecondary completion, health workforce development, behavioral health in postsecondary education, open educational resources (OER), state finance, prior learning assessment, and more.

- ▶ **Tuition and Fees in the West** includes tuition, fees, and enrollment data about 350+ public institutions in the West.
- ▶ **Benchmarks: WICHE Region** presents information on the West's progress in improving access to, success in, and financing of higher education.
- ▶ Data on over 35 indicators in WICHE's **Regional Fact Book for Higher Education in the West**.

CHIEF ACADEMIC OFFICERS NETWORK is an opportunity for state and system staff to participate in regular collaborative calls with colleagues around the region.

STATE PROJECTS WICHE experts are providing support California's task force on open educational resources. The state's task force will guide the use of the historic investment in the development, adoption,

and use of zero cost course materials to support student success. WICHE also has convened staff from across the region in a collaborative network to identify challenges and promising practices to help address workforce shortages in the health sector.

Innovative solutions

WCET – THE WICHE COOPERATIVE FOR EDUCATIONAL TECHNOLOGIES is the leader in the practice, policy, and advocacy of digital learning in higher education. Its growing membership includes institutions, higher education agencies and systems, nonprofit organizations, government agencies, and corporations in all U.S. states and several Canadian provinces. WCET members include California State University Office of the Chancellor, California Community College Chancellor's Office, University of California Office of the President, and 19 other California institutions and organizations. See [wcet.wiche.edu/current-members](https://wiche.edu/current-members) for a complete list.

STATE AUTHORIZATION NETWORK (SAN) helps guide institutions through state regulations around online courses and programs. California has 184 members. See wcetsan.wiche.edu/member-institutions-organizations for a complete list.

WICHE has convened the **OERWEST NETWORK**, which is part of a nationwide collaborative to scale the development and adoption of free course materials. Open educational resources (OER) have shown promise in improving student outcomes, particularly for students whom the high cost of textbooks can be a barrier to postsecondary success.

California Commissioners



Ellen Junn
President Emerita,
California State
University, Stanislaus



Robert Shireman
Senior Fellow, The
Century Foundation



Vacant

Legislative Advisory Committee

Vacancy

WICHE.EDU