

2022-23 ACADEMIC YEAR

\$248.22M
TOTAL SAVED

by California students
in AY 2022 through WICHE
Student Access Programs

\$232.05M
SAVED
through WUE
AY 2022

\$16.17M
SAVED
through WRGP
AY 2022

WESTERN UNDERGRADUATE EXCHANGE



Saves **UNDERGRADUATE** students on out-of-state tuition. They pay no more than 150% of in-state tuition at partner institutions across the West.

Top out-of-state WUE schools for California undergraduate students:

- ▶ Northern Arizona University (2,492)
- ▶ University of Nevada Reno (2,454)
- ▶ University of Hawai'i at Mānoa (2,128)

Top California WUE schools for out-of-state undergraduate students:

- ▶ Cal Poly Humboldt (201)
- ▶ California State University Sacramento (136)
- ▶ California State University Maritime Academy (118)

WESTERN REGIONAL GRADUATE PROGRAM



Saves students on out-of-state **GRADUATE** certificate, master's, and doctoral programs. They pay no more than 150% of in-state tuition at partner institutions across the West.

Top out-of-state WRGP schools for California graduate students:

- ▶ University of Hawai'i at Mānoa (186)
- ▶ University of Colorado Denver (163)
- ▶ University of Arizona (86)

Top California WRGP schools for out-of-state graduate students:

- ▶ Cal Poly Humboldt (25)
- ▶ San Francisco State University (11)
- ▶ California State University Monterey Bay (2)

PROFESSIONAL STUDENT EXCHANGE PROGRAM



Helps students pursuing careers in **10 HEALTH FIELDS**. They can enroll in programs in the WICHE region and receive substantial tuition support from their home state/territory.

California doesn't use PSEP for its residents because it operates public programs in most PSEP fields, with the exception of osteopathic medicine and podiatry.

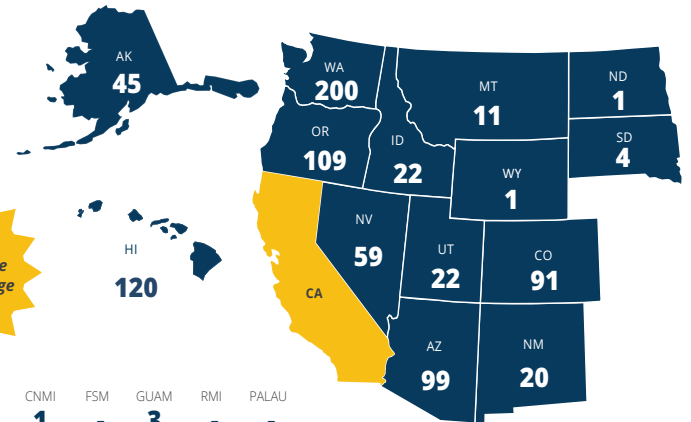
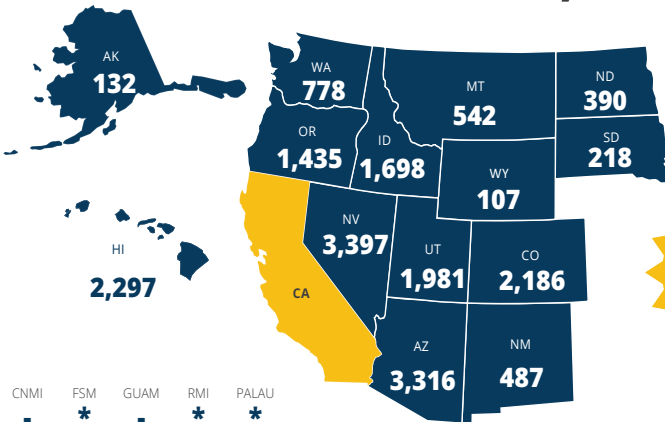
However, California institutions and their local economies still benefit from PSEP. This year, 40 PSEP students enrolled in programs located in California. Institutions received \$885,967 in support fees to reduce the students' tuition costs.

156,115% ROI gained on California's WICHE membership dues (\$159,000/FY 2023)

WUE

WUE STUDENTS FROM CALIFORNIA: **18,964**

WUE STUDENTS TO CALIFORNIA: **808**



808 WUE students chose to attend college in California

CNMI * FSM * GUAM - RMI * PALAU *

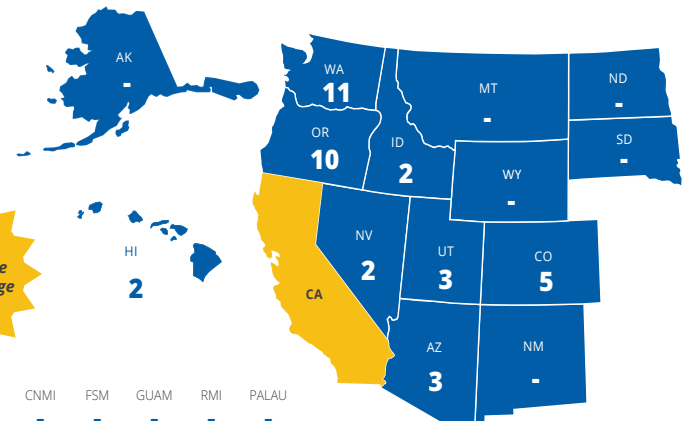
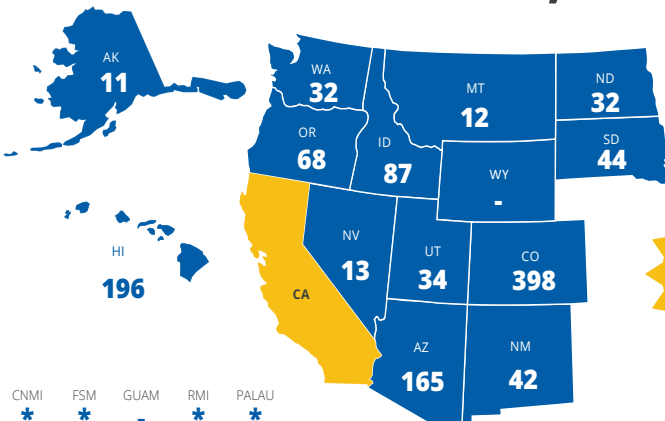
CNMI 1 - FSM - GUAM 3 - RMI - PALAU -

* Currently do not have any participating WUE schools.

WRGP

WRGP STUDENTS FROM CALIFORNIA: **1,134**

WRGP STUDENTS TO CALIFORNIA: **38**



38 WRGP students chose to attend college in California

CNMI * FSM * GUAM - RMI * PALAU *

CNMI - FSM - GUAM - RMI - PALAU -

* Currently do not have any participating WRGP schools.

WHAT STUDENTS ARE SAYING



“As a California resident, I can attend New Mexico State University and pay in-state tuition with WRGP. It has allowed me to branch out into a new field and make new connections. Thanks to WRGP and the support of my department, I’ll be presenting at a national archaeology conference before I graduate.”

ANDREW California resident, Anthropology, New Mexico State University

Regional collaboration



WICHE brings together senior academic leaders to foster dialogue about issues facing individual institutions through its leadership and professional development networks.

WESTERN ALLIANCE OF COMMUNITY COLLEGE ACADEMIC LEADERS – 2-YEAR INSTITUTIONS

- ▶ California Community Colleges Chancellor's Office
- ▶ Cerritos College

Aisha Lowe, California Community Colleges, is a member of the Alliance executive committee.

WESTERN ACADEMIC LEADERSHIP FORUM – 4-YEAR INSTITUTIONS

- ▶ California State University, Fullerton
- ▶ California State University, Long Beach
- ▶ California State University, Northridge
- ▶ University of California, San Diego

WESTERN ACADEMIC LEADERSHIP ACADEMY is a year-long professional development program for academic leaders aspiring to become chief academic officers in the WICHE region. Ten cohort members from California institutions have participated in the Academy since its inception in 2015.

NO HOLDING BACK California State University, Fullerton is one of 12 WICHE institutions participating in a community of practice in which institutions are analyzing data and revising policies related to transcript and student holds in 2022-2023.

INTERSTATE PASSPORT® is a national network of institutions that simplifies the transfer process, as well as saves students time and money as they successfully complete their degree. Network members include Cerritos College, as well as the colleges that comprise the Los Angeles Community College District, East Los Angeles College, Los Angeles City College, Los Angeles Harbor College, Los Angeles Mission College, Los Angeles Pierce College, Los Angeles Southwest College, Los Angeles Trade-Technical College, Los Angeles Valley College, and West Los Angeles College.

COSTS-SAVINGS PROGRAMS Thanks to collaboration with the Midwestern Higher Education Compact (MHEC), one of four U.S. regional higher education compacts, WICHE-region educational institutions, nonprofits, and public education

entities can benefit from three programs: MHECtech, which provides competitively bid purchasing contracts for an array of hardware, software, and technology services; MHECare, which provides a student health insurance plan and teletherapy services; and a MHEC Cyber Insurance Program, which offers risk transfer and advisory solutions.

Optimal behavioral healthcare



WICHE Behavioral Health Program (BHP) administers the national **RURAL COMMUNITIES OPIOID RESPONSE PROGRAM (RCORP)**, a multiyear initiative supported by the Health Resources & Services Administration to identify treatment barriers and best practices for preventing and treating substance use disorder, including opioid use and psychostimulant use disorders. In California, the RCORP program supports Ampla Health and Redwood Community Services as grantees.

TOGETHER WITH VETERANS (TWV) – RURAL VETERAN SUICIDE PREVENTION PROGRAM is a national program that enlists rural Veterans and local partners to join forces to reduce Veteran suicide in their own communities. Funded by the US Department of Veterans Affairs and administered by the WICHE BHP, TWV provides communities with individualized coaching, tools, training, technical assistance, and resources to implement the program in their own communities. The BHP supports 35 rural communities as far east as New Hampshire and as far west as Guam, and of those, supports 11 rural communities in the WICHE region. The TWV Program has one site in Mariposa County, California, and has served over 600 rural veterans from that area.

Sound public policy



KNOCKING AT THE COLLEGE DOOR is the leading U.S. resource for projections of college-ready students. *Knocking*, which includes a quadrennial publication with additional analysis, is essential for postsecondary policymakers, planning and workforce efforts, and economic development. Visit knocking.wiche.edu to access reports, interactive dashboards, webinars, presentations, as well as state-level data.



Innovative solutions

WCET – THE WICHE COOPERATIVE FOR EDUCATIONAL TECHNOLOGIES

is the leader in the practice, policy, and advocacy of technology-enhanced learning in higher education. Its growing membership includes institutions, higher education agencies and systems, nonprofit organizations, government agencies, and corporations in all U.S. states and several Canadian provinces. WCET members include The California State University Office of the Chancellor, California Community College Chancellor's Office, and 20 other California institutions and organizations. See wcet.wiche.edu/current-members for a complete list

Jory Hadsell, Foothill-De Anza Community College District, serves as the WCET Steering Committee Chair.

STATE AUTHORIZATION NETWORK (SAN) helps guide institutions through state regulations around online courses and programs. California has 144 members. See wcetsan.wiche.edu/member-institutions-organizations for a complete list.

WICHE has convened the **OERWEST NETWORK**, which is part of a nationwide collaborative to scale the development and adoption of free course materials. Open educational resources (OER) have shown promise in improving student outcomes, particularly for poverty-affected students, for whom the high cost of textbooks can be a barrier to postsecondary success.

DATA RESOURCES WICHE offers curated data and policy resources to support better-informed decision-making. WICHE's research projects and collaborations cover postsecondary completion, health workforce development, behavioral health in postsecondary education, open educational resources (OER), state finance, prior learning assessment, and more.

- ▶ **Tuition and Fees in the West** includes tuition, fees, and enrollment data about 350+ public institutions in the West.
- ▶ **Benchmarks: WICHE Region** presents information on the West's progress in improving access to, success in, and financing of higher education.
- ▶ Data on over 35 indicators in WICHE's **Regional Fact Book for Higher Education in the West**.

DATA EXPERTS WICHE staff provide analysis on finance, financial aid, articulation and transfer, strategic planning, student demographics, and more, as well as host peer-to-peer calls of state, system, and institutional chief academic officers to identify areas of potential collaboration and resource sharing across the West.

STATE PROJECTS WICHE experts are providing support California's task force on open educational resources. The state's task force will guide the use of the historic investment in the development, adoption, and use of zero cost course materials to support student success.

CALIFORNIA COMMISSIONERS



CHRISTOPHER CABALDON
Mayor-in-Residence,
Institute for the Future



ELLEN JUNN
President, California
State University,
Stanislaus



ROBERT SHIREMAN
Director of Higher
Education Excellence
and Senior Fellow, The
Century Foundation

LEGISLATIVE ADVISORY COMMITTEE

Richard Roth
Senator, California State Legislature