

2022-23 ACADEMIC YEAR

\$12.15M TOTAL SAVED

by Montana students
in AY 2022 through WICHE
Student Access Programs

\$8.18M SAVED

through WUE
AY 2022

\$1.62M SAVED

through WRGP
AY 2022

\$2.35M SAVED

through PSEP
AY 2022

WESTERN UNDERGRADUATE EXCHANGE



Saves **UNDERGRADUATE** students on out-of-state tuition. They pay no more than 150% of in-state tuition at partner institutions across the West.

Top out-of-state WUE schools for Montana undergraduate students:

- ▶ Northwest College (101)
- ▶ Sheridan College (89)
- ▶ Williston State College (87)

Top Montana WUE schools for out-of-state undergraduate students:

- ▶ Montana State University Bozeman (1,693)
- ▶ University of Montana (841)
- ▶ University of Montana Western (274)

WESTERN REGIONAL GRADUATE PROGRAM



Saves students on out-of-state **GRADUATE** certificate, master's, and doctoral programs. They pay no more than 150% of in-state tuition at partner institutions across the West.

Top out-of-state WRGP schools for Montana graduate students:

- ▶ University of Utah (15)
- ▶ University of Arizona (11)
- ▶ University of Idaho (11)

Top Montana WRGP schools for out-of-state graduate students:

- ▶ University of Montana (46)
- ▶ Montana State University Billings (34)
- ▶ Montana State University Bozeman (24)

PROFESSIONAL STUDENT EXCHANGE PROGRAM



Helps students pursuing careers in **10 HEALTH FIELDS**. They can enroll in programs in the WICHE region and receive substantial tuition support from their home state/territory.

82 Montana students paid reduced tuition for healthcare studies not offered by public institutions in their home state.

59% of Montana's PSEP graduates returned home to practice (2012-16 for physicians, 2012-21 for all other fields). Students are not contractually required to return.

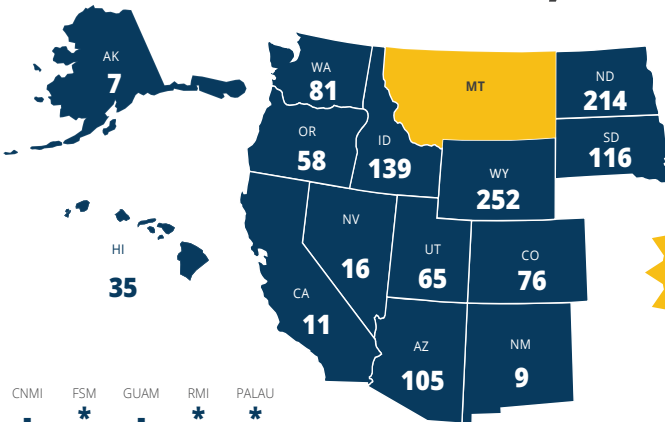
Montana institutions and their local economies benefit, too. This year, 3 PSEP students enrolled in programs located in Montana. The institution received \$49,500 in support fees to reduce the students' tuition costs.

483% ROI

gained on Montana's WICHE membership dues (\$159,000/FY 2023)

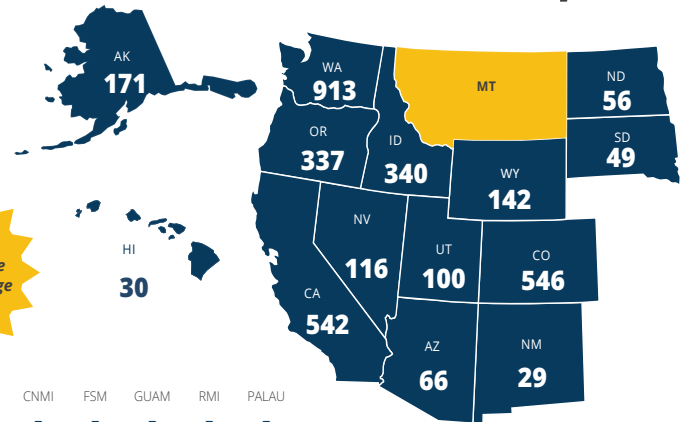
WUE

WUE STUDENTS **FROM** MONTANA: **1,184**



3,437 WUE students chose to attend college in Montana

WUE STUDENTS **TO** MONTANA: **3,437**



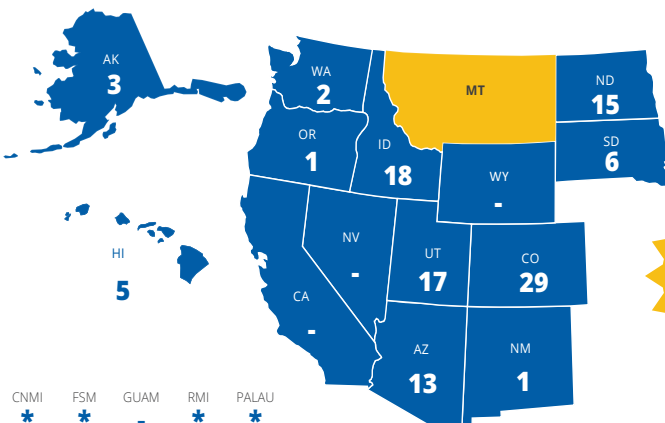
CNMI * FSM * GUAM * RMI * PALAU *

CNMI * FSM * GUAM * RMI * PALAU *

* Currently do not have any participating WUE schools.

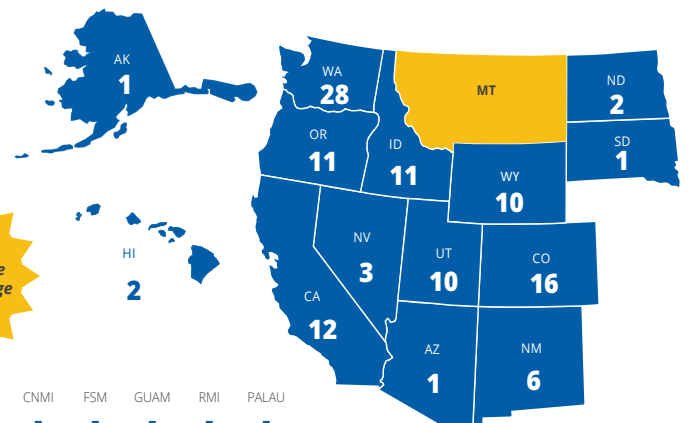
WRGP

WRGP STUDENTS **FROM** MONTANA: **110**



114 WRGP students chose to attend college in Montana

WRGP STUDENTS **TO** MONTANA: **114**



CNMI * FSM * GUAM * RMI * PALAU *

CNMI * FSM * GUAM * RMI * PALAU *

* Currently do not have any participating WRGP schools.

PSEP

FIELD	STUDENTS ENROLLED	SUPPORT FEES PAID
Dentistry	12	\$343,500
Medicine	28	\$939,813
Occupational Therapy	4	\$69,883
Optometry	8	\$137,900
Osteopathic Medicine	11	\$269,500
Podiatry	0	\$0
Veterinary Medicine	19	\$593,250
TOTAL	82	\$2,353,846

PSEP students from Montana saved \$2,353,846 in tuition ↗

WHAT STUDENTS ARE SAYING



"As a first-generation college student, PSEP provides the financial stability I need to attend veterinary school. Upon graduation, I will pursue my dream job in rural veterinary medicine. PSEP significantly lowers my student debt burden, making rural practice feasible. I am eternally thankful to the State of Montana and WICHE for supporting me."

MORGAN Montana resident, Doctor of Veterinary Medicine, Oregon State University

Regional collaboration



WICHE brings together senior academic leaders to foster dialogue about issues facing individual institutions through its leadership and professional development networks.

WESTERN ALLIANCE OF COMMUNITY COLLEGE ACADEMIC LEADERS – 2-YEAR INSTITUTIONS

- ▶ Bitterroot College
- ▶ City College at MSU – Billings
- ▶ Dawson Community College
- ▶ Flathead Valley Community College
- ▶ Gallatin College
- ▶ Great Falls College MSU
- ▶ Helena College UM
- ▶ Highlands College of Montana Tech
- ▶ Miles Community College
- ▶ Missoula College UM
- ▶ Montana University System
- ▶ MSU Northern
- ▶ University of Montana Western

WESTERN ACADEMIC LEADERSHIP FORUM – 4-YEAR INSTITUTIONS

- ▶ Montana Technological University
- ▶ Montana State University – Bozeman
- ▶ Montana State University – Billings
- ▶ Montana University System
- ▶ University of Montana

WESTERN ACADEMIC LEADERSHIP ACADEMY is a year-long professional development program for academic leaders aspiring to become chief academic officers in the WICHE region. Twelve cohort members from Montana institutions have participated in the Academy since its inception in 2015.

INTERSTATE PASSPORT® is a national network of institutions that simplifies the transfer process, as well as saves students time and money as they successfully complete their degree. Network members include Miles Community College, Montana State University – Billings, Salish Kootenai College, and University of Montana.

NO HOLDING BACK Flathead Valley Community College is one of 12 WICHE institutions participating in a community of practice in which institutions are analyzing data and revising policies related to transcript and student holds in 2022-23.

COSTS-SAVINGS PROGRAMS Thanks to collaboration with the Midwestern Higher Education Compact (MHEC), one of four U.S. regional higher education compacts, WICHE-region educational institutions, nonprofits, and public education entities can benefit from three programs: MHECtech, which provides competitively bid purchasing contracts for an array

of hardware, software, and technology services; MHECare, which provides a student health insurance plan and teletherapy services; and a MHEC Cyber Insurance Program, which offers risk transfer and advisory solutions.

Montana participates in the **STATE AUTHORIZATION RECIPROCITY AGREEMENT (SARA)** through WICHE. This voluntary agreement provides reciprocity for the state authorization of distance education. WICHE Commissioners have been strong advocates for protecting the state voice in important governance decisions affecting this agreement and staff continue to support participating states and improving student protections while bolstering access.



Optimal behavioral healthcare

WICHE Behavioral Health Program (BHP) is providing consultation and technical assistance to the Montana Department of Public Health and Human Services Addictive and Mental Disorders Division for its **PROGRAM FOR ASSERTIVE COMMUNITY TREATMENT (PACT)**. This work provides fidelity assessments of each PACT program in Montana using the SAMHSA Assertive Community Treatment Fidelity Review Toolkit. Based on areas of need established by the fidelity reviews, WICHE is designing and implementing improvement activities including education, training, and consultation.

The Montana Department of Public Health and Human Services contracted with WICHE BHP to assess and make recommendations regarding Montana's implementation of its **MOBILE CRISIS SYSTEM**, including an assessment of individual crisis stabilization facilities, existing mobile crisis response teams, as well as its crisis system data reporting and technology solutions. In addition to a high-level statewide assessment, the BHP also assessed seven county-based crisis services.

WICHE Behavioral Health Program (BHP) co-administers the **MOUNTAIN PLAINS MENTAL HEALTH TECHNOLOGY TRANSFER CENTER (MP-MHTTC)**. The MP-MHTTC provides comprehensive training, resources, and technical assistance to mental health providers and other practitioners in the SAMHSA Region 8. Region 8 is comprised of Colorado, Montana, North Dakota, South Dakota, Utah, and Wyoming.

In October 2022, WICHE BHP was awarded a multiyear grant from SAMHSA to establish the **MOUNTAIN PLAINS RURAL OPIOID TECHNICAL ASSISTANCE CENTER OF EXCELLENCE (MP ROTAC)**. The MP ROTAC develops and disseminates resources, training, and technical assistance that focuses on opioid and stimulant misuse in rural areas throughout SAMHSA's Region 8.

TOGETHER WITH VETERANS (TWV) – RURAL VETERAN SUICIDE PREVENTION PROGRAM is a national program that enlists rural Veterans and local partners to join forces to reduce Veteran suicide in their own communities. Funded by the U.S. Department of Veterans Affairs and administered by the WICHE BHP, TWV provides communities with individualized coaching, tools, training, technical assistance, and resources to implement the program in their own communities. The BHP supports 35 rural communities as far east as New Hampshire and as far west as Guam, and of those, supports 11 rural communities in the WICHE region. The TWV program has two sites in Montana, one in Kalispell (Flathead County), and one in Richland County, with nearly 2,000 rural veterans receiving services.

Sound public policy



KNOCKING AT THE COLLEGE DOOR is the leading U.S. resource for projections of college-ready students. *Knocking*, which includes a quadrennial publication with additional analysis, is essential for postsecondary policymakers, planning and workforce efforts, and economic development. Visit knocking.wiche.edu to access reports, interactive dashboards, webinars, presentations, as well as state-level data.

DATA RESOURCES WICHE offers curated data and policy resources to support better-informed decision-making. WICHE's research projects and collaborations cover postsecondary completion, health workforce development, behavioral health in postsecondary education, open educational resources (OER), state finance, prior learning assessment, and more.

► **Tuition and Fees in the West** includes tuition, fees, and enrollment data about 350+ public institutions in the West.

► **Benchmarks: WICHE Region** presents information on the West's progress in improving access to, success in, and financing of higher education.

► Data on over 35 indicators in WICHE's **Regional Fact Book for Higher Education in the West**.

DATA EXPERTS WICHE staff provide analysis on finance, financial aid, articulation and transfer, strategic planning, student demographics, and more, as well as host peer-to-peer calls of state, system, and institutional chief academic officers to identify areas of potential collaboration and resource sharing across the West.



Innovative solutions

WCET – THE WICHE COOPERATIVE FOR EDUCATIONAL TECHNOLOGIES is the leader in the practice, policy, and advocacy of technology-enhanced learning in higher education. Its growing membership includes institutions, higher education agencies and systems, nonprofit organizations, government agencies, and corporations in all U.S. states and several Canadian provinces. WCET members include:

- Montana State University – Billings
- Montana State University – Bozeman
- Montana University System
- University of Montana

WICHE has convened the **OERWEST NETWORK**, which is part of a nationwide collaborative to scale the development and adoption of free course materials. Open educational resources (OER) have shown promise in improving student outcomes, particularly for poverty-affected students, for whom the high cost of textbooks can be a barrier to postsecondary success.

MONTANA COMMISSIONERS



LAURIE BISHOP

Representative, Montana State Legislature



CLAYTON CHRISTIAN

Commissioner of Higher Education, Montana University System

LEGISLATIVE ADVISORY COMMITTEE

David Bedey

Representative, Montana State Legislature

Daniel Salomon

Representative, Montana State Legislature

Laurie Bishop

Representative, Montana State Legislature

Paul Tuss

Representative, Montana State Legislature