

2022-23 ACADEMIC YEAR

\$85.55M TOTAL SAVED

by Washington students
in AY 2022 through WICHE
Student Access Programs

\$79,055,379 SAVED through WUE AY 2022

\$6,495,217 SAVED through WRGP AY 2022

WESTERN UNDERGRADUATE EXCHANGE



Saves **UNDERGRADUATE** students on out-of-state tuition. They pay no more than 150% of in-state tuition at partner institutions across the West.

Top out-of-state WUE schools for Washington undergraduate students:

- University of Idaho (862)
- Boise State University (732)
- Montana State University Bozeman (422)

Top Washington WUE schools for out-of-state undergraduate students:

- Washington State University (1,407)
- Western Washington University (384)
- Evergreen State College (149)

WESTERN REGIONAL GRADUATE PROGRAM



Saves students on out-of-state **GRADUATE** certificate, master's, and doctoral programs. They pay no more than 150% of in-state tuition at partner institutions across the West.

Top out-of-state WRGP schools for Washington graduate students:

- University of Idaho (79)
- University of Colorado Denver (50)
- University of Hawai'i at Mānoa (40)

Top Washington WRGP schools for out-of-state graduate students:

- University of Washington (39)
- Washington State University Spokane (23)
- Central Washington University (10)

PROFESSIONAL STUDENT EXCHANGE PROGRAM



Helps students pursuing careers in **10 HEALTH FIELDS**. They can enroll in programs in the WICHE region and receive substantial tuition support from their home state/territory.

Washington supported students studying optometry and osteopathic medicine until 2013.

Washington has elected not to use PSEP for its residents because it operates public programs in most PSEP fields, with the exception of optometry, osteopathic medicine, and podiatry.

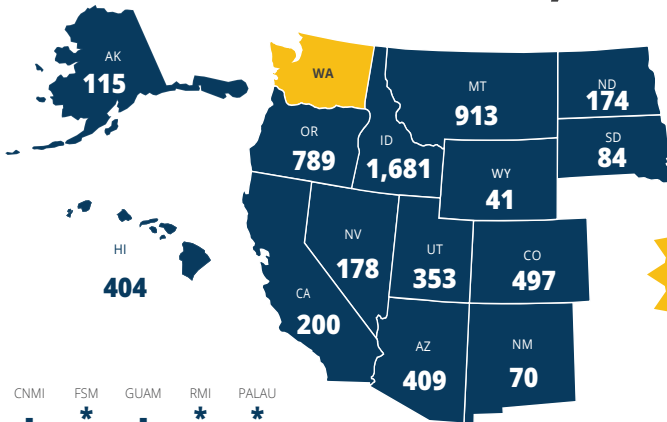
However, Washington institutions and their local economies still benefit from PSEP. This year, 69 PSEP students enrolled in public and private programs located in Washington. Institutions received \$2.1 million in support fees to reduce the students' tuition costs.

53,805% ROI

gained on Washington's WICHE membership dues (\$159,000/FY 2023)

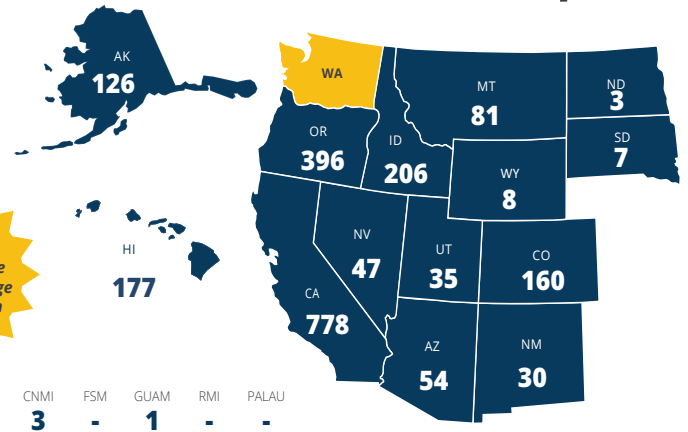
WUE

WUE STUDENTS **FROM** WASHINGTON: **5,908**



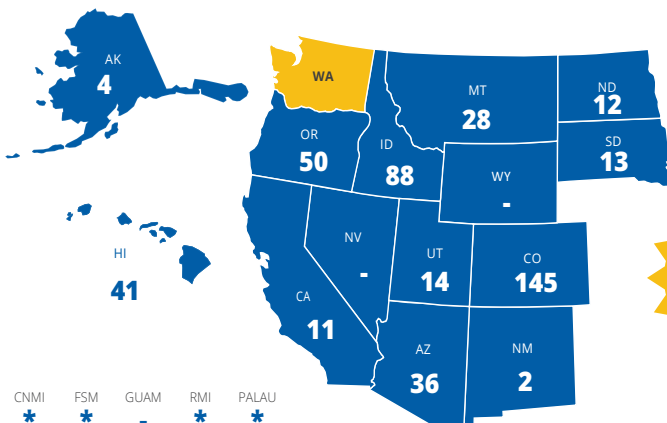
* Currently do not have any participating WUE schools.

WUE STUDENTS **TO** WASHINGTON: **2,112**



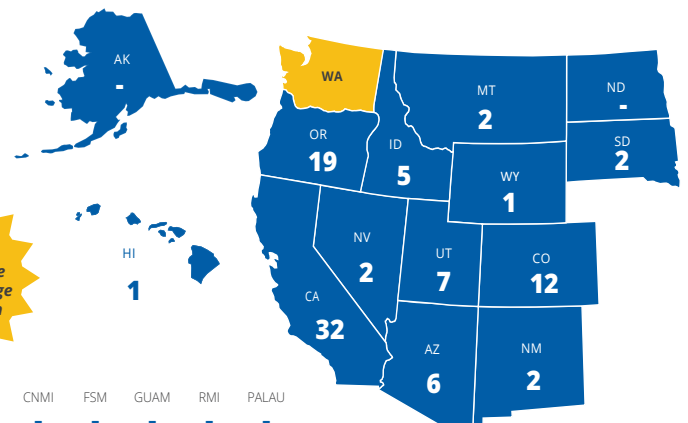
WRGP

WRGP STUDENTS **FROM** WASHINGTON: **444**



* Currently do not have any participating WRGP schools.

WRGP STUDENTS **TO** WASHINGTON: **91**



91 WRGP students chose to attend college in Washington

WHAT STUDENTS ARE SAYING



“As a first-generation college student, figuring out how to pay for my education has been a rocky road. I recently completed my bachelor’s at Eastern Washington University (EWU) and am now moving on to my master’s in Social Work. Thanks to the reduced tuition I pay with WRGP, I can continue my education at EWU and keep high academic achievement my top priority. I’m currently interning at Sacred Heart Children’s Hospital in Spokane in the Pediatric Oncology Unit. This experience has been very fulfilling; I enjoy supporting children and their families through challenging times in their lives.”

ALIZEA Idaho resident, Master’s of Social Work, Eastern Washington University

Regional collaboration



WICHE brings together senior academic leaders to foster dialogue about issues facing individual institutions through its leadership and professional development networks.

WESTERN ALLIANCE OF COMMUNITY COLLEGE ACADEMIC LEADERS – 2-YEAR INSTITUTIONS

- ▶ Centralia College
- ▶ Spokane Community College
- ▶ Walla Walla Community College
- ▶ Washington State Board for Community and Technical Colleges

Carli Schiffner, Washington State Board for Community and Technical Colleges, serves on the Alliance executive committee.

WESTERN ACADEMIC LEADERSHIP FORUM – 4-YEAR INSTITUTIONS

- ▶ Central Washington University
- ▶ Eastern Washington University
- ▶ The Evergreen State College
- ▶ Washington State University Vancouver

Renny Christopher, Washington State University Vancouver, serves on the Forum executive committee.

WESTERN ACADEMIC LEADERSHIP ACADEMY is a year-long professional development program for academic leaders aspiring to become chief academic officers in the WICHE region. Six cohort members from Washington institutions have participated in the Academy since its inception in 2015.

Renny Christopher, Washington State University Vancouver, serves as a primary faculty member for the Academy.

NO HOLDING BACK Central Washington University is one of 12 WICHE institutions participating in a community of practice in which institutions are analyzing data and revising policies related to transcript and student holds in 2022-23.

INTERSTATE PASSPORT® is a national network of institutions that simplifies the transfer process, as well as saves students time and money as they successfully complete their degree. Network members include Heritage University and Washington State University.

COSTS-SAVINGS PROGRAMS Thanks to collaboration with the Midwestern Higher Education Compact (MHEC), one of four U.S. regional higher education compacts, WICHE-region educational institutions, nonprofits, and public education entities can benefit from three programs: MHECtech, which provides competitively bid purchasing contracts for an array of hardware, software, and technology services; MHECare,

which provides a student health insurance plan and teletherapy services; and a MHEC Cyber Insurance Program, which offers risk transfer and advisory solutions.

Washington participates in the **STATE AUTHORIZATION RECIPROCITY AGREEMENT (SARA)** through WICHE. This voluntary agreement provides reciprocity for the state authorization of distance education. WICHE Commissioners have been strong advocates for protecting the state voice in important governance decisions affecting this agreement and staff continue to support participating states and improving student protections while bolstering access.



Optimal behavioral healthcare

WICHE Behavioral Health Program (BHP) administers the **RURAL COMMUNITIES OPIOID RESPONSE PROGRAM (RCORP)**, a multiyear initiative supported by the Health Resources & Services Administration to identify treatment barriers and best practices for preventing and treating substance use disorder. BHP provides technical assistance to 76 grantees across the U.S., supporting 36 grantees in the WICHE region. The RCORP program supports three grantees in Washington (across four sites): Kittitas County Health Network; Mason County Health; and Northwest Medical Foundation of Tillamook.



Sound public policy

KNOCKING AT THE COLLEGE DOOR is the leading U.S. resource for projections of college-ready students. *Knocking*, which includes a quadrennial publication with additional analysis, is essential for postsecondary policymakers, planning and workforce efforts, and economic development. Visit knocking.wiche.edu to access reports, interactive dashboards, webinars, presentations, as well as state-level data.

DATA RESOURCES WICHE offers curated data and policy resources to support better-informed decision-making. WICHE's research projects and collaborations cover postsecondary completion, health workforce development, behavioral health in postsecondary education, open educational resources (OER), state finance, prior learning assessment, and more.

- ▶ **Tuition and Fees in the West** includes tuition, fees, and enrollment data about 350+ public institutions in the West.
- ▶ **Benchmarks: WICHE Region** presents information on the West's progress in improving access to, success in, and financing of higher education.
- ▶ Data on over 35 indicators in WICHE's **Regional Fact Book for Higher Education in the West**.

DATA EXPERTS WICHE staff provide analysis on finance, financial aid, articulation and transfer, strategic planning, student demographics, and more, as well as host peer-to-peer calls of state, system, and institutional chief academic officers to identify areas of potential collaboration and resource sharing across the West.

STATE PROJECTS WICHE staff have presented to Washington's House College and Workforce Development Committee on evidence-based policies to support student success in these challenging times. The presentation and information shared has been an important part of ongoing policy discussions within the state to improve student outcomes.

Innovative solutions



WCET – THE WICHE COOPERATIVE FOR EDUCATIONAL TECHNOLOGIES is the leader in the practice, policy, and advocacy of technology-enhanced learning in higher education. Its growing membership includes institutions, higher education agencies and systems, nonprofit organizations, government agencies, and corporations in all U.S. states and several Canadian provinces. WCET members include:

- ▶ Bellevue College
- ▶ Central Washington University
- ▶ Community Colleges of Spokane
- ▶ Eastern Washington University

- ▶ Pierce College
- ▶ Seattle Pacific University
- ▶ Seattle University
- ▶ Washington State Board for Community and Technical Colleges
- ▶ Washington State University

STATE AUTHORIZATION NETWORK (SAN) helps guide institutions through state regulations around online courses and programs. SAN members include:


- ▶ Big Bend Community College
- ▶ Community Colleges of Spokane
- ▶ Eastern Washington University
- ▶ Green River College
- ▶ Heritage University
- ▶ Lower Columbia College
- ▶ Pierce College
- ▶ Shoreline Community College
- ▶ Tacoma Community College
- ▶ Walla Walla Community College
- ▶ Washington State Board for Community and Technical Colleges

WICHE has convened the **OERWEST NETWORK**, which is part of a nationwide collaborative to scale the development and adoption of free course materials. Open educational resources (OER) have shown promise in improving student outcomes, particularly for poverty-affected students, for whom the high cost of textbooks can be a barrier to postsecondary success.

WASHINGTON COMMISSIONERS



MICHAEL MEOTTI
Executive Director,
Washington Student
Achievement Council



GERRY POLLET
Representative,
Washington State
Legislature



THOMAS L. (LES) PURCE
President Emeritus, The
Evergreen State College

LEGISLATIVE ADVISORY COMMITTEE

Debra Entenman
Representative, Washington State Legislature

Gerry Pollet
Representative, Washington State Legislature

Mari Leavitt
Representative, Washington State Legislature

Vandana Slatter
Representative, Washington State Legislature