

# WICHE Student Exchange Update



**WICHE Commission Meeting  
Programs & Services Committee  
Monday, November 8, 2010**

# WICHE's Student Access Programs



**Western  
Undergraduate  
Exchange  
(WUE)**

**Western  
Regional  
Graduate  
Program  
(WRGP)**

**Professional  
Student  
Exchange  
Program  
(PSEP)**

**WICHE's  
Internet  
Course  
Exchange  
(ICE)**



# Our Student Exchange Programs...



Help states to share higher education resources, reduce the unnecessary duplication of programs, and develop an educated workforce.



Provide students with tuition savings across a range of institutions and professional, graduate, and undergraduate programs.



Enable institutions to increase enrollments when there is available capacity and /or avoid or postpone creating new programs; and partner to create and offer new programs that are relevant to society and the economy.



## Western Undergraduate Exchange

- 145+ institutions
- ~25,821 students @ 150% resident tuition
- ~\$201 M in tuition savings in AY 2010
- **No money exchanged** between states
- Helps to balance enrollment demand by utilizing available capacity
- AY 2009: 24,670 students saved \$173.5 M

**Fill excess  
enrollment**

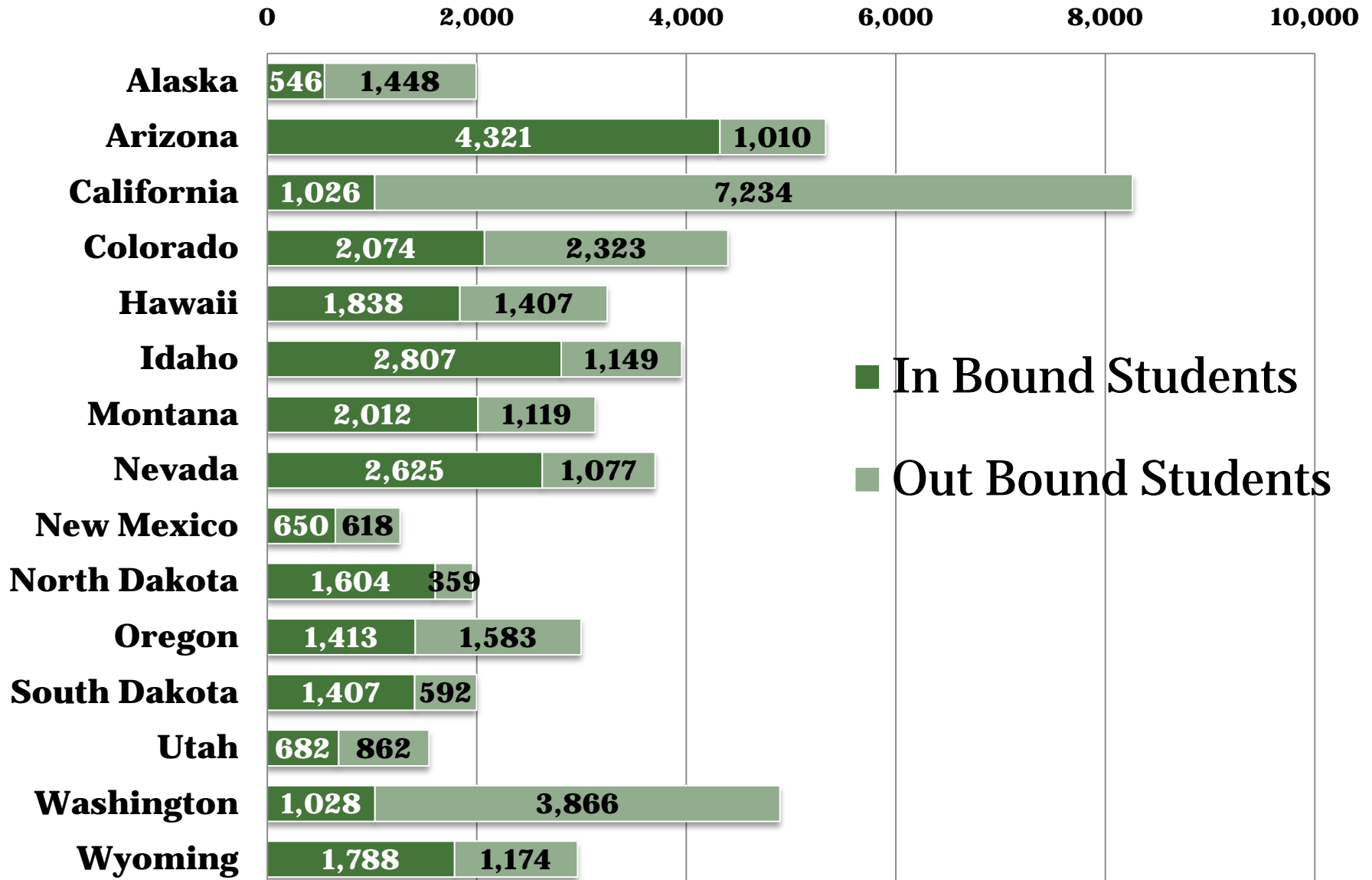


**Diversify  
student body**



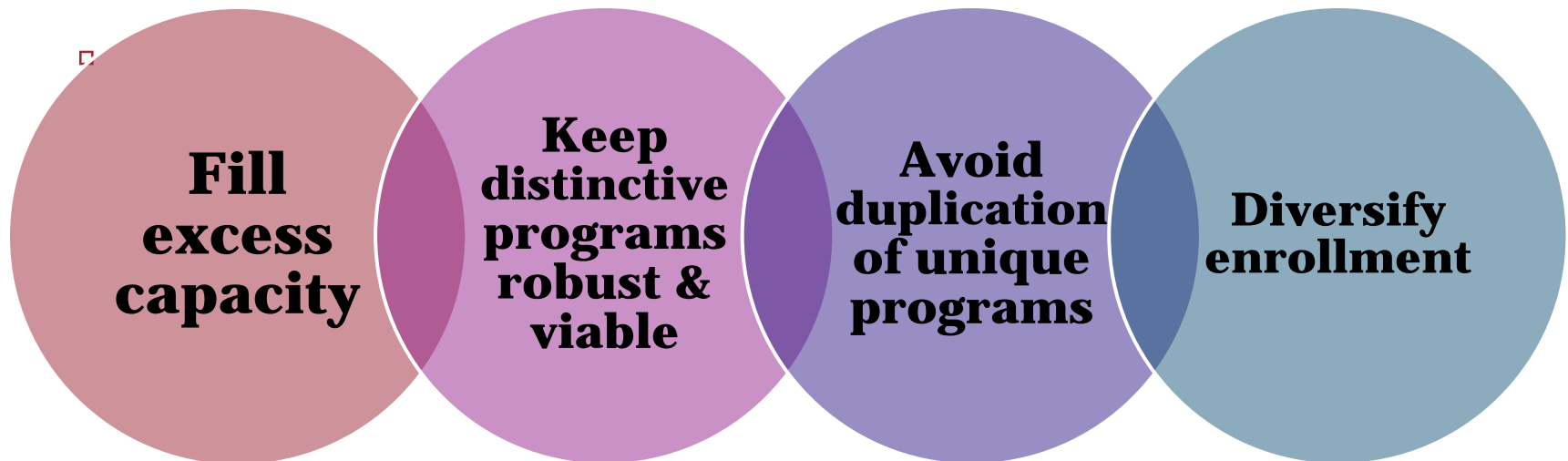
**Build local  
workforce**

# WUE Enrollment (preliminary), Fall 2010



# Western Regional Graduate Program

- ~220 programs at 45 institutions
- 52 healthcare programs: nursing, public health, mental health, and more
- Grad students pay resident tuition
- No money exchanged across states




# WRGP Distinctiveness Criteria

- WICHE currently requires programs not related to healthcare to demonstrate distinctiveness
  - Definition: 4 or fewer similar programs offered in the West, not considering programs offered in CA
- Should this criteria be enforced?
  - Plan to survey graduate deans and appropriate administrators at WICHE graduate institutions
- Difficultly to evaluate distinctiveness, especially interdisciplinary programs
- WICHE staff welcome your perspective

# Professional Student Exchange Program

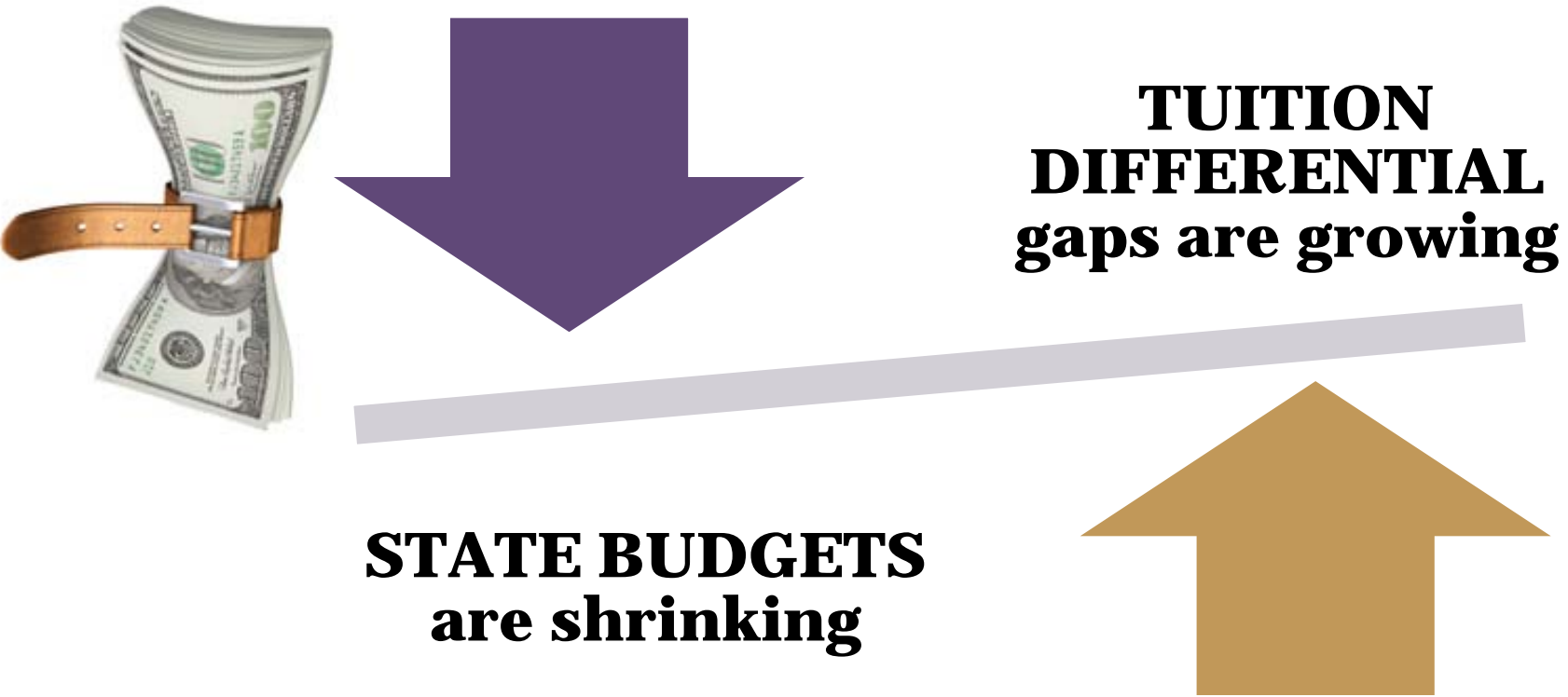
- Operating since 1953
- Expands access in **10 healthcare fields**
- State investment of \$14,255,187 (12 sending states)
- **693 students** in AY 2010
- AY 2009: ~725 students @ almost \$14.5 M



# Support Fees Approved in May 2010

<b>FIELD</b>	<b>2010-11</b> (3.4% increase)	<b>2011-12</b> (1.5% increase)	<b>2012-13</b> (1.5% increase)
<b>Dentistry</b>	\$22,700	\$23,000	\$23,400
<b>Medicine</b>	29,300	29,700	30,200
<b>Occup. Therapy</b>	11,900	12,100	12,300
<b>Optometry</b>	15,600	15,800	16,100
<b>Osteopathic Med.</b>	19,400	19,700	20,000
<b>Pharmacy</b>	6,900	7,000	7,100
<b>Phys. Therapy</b>	10,700	10,900	11,000
<b>Physician Asst.</b>	11,700	11,900	12,000
<b>Podiatry</b>	13,500	13,700	13,900
<b>Veterinary Med.</b>	29,100	29,500	30,000

# The Support Fees Setting Challenge



**Seeking the best solution for students, states and enrolling institutions**

# New Fees-Setting Models to Consider

- SREB's Regional Contract Program
  - Very similar to WICHE's PSEP
  - 789 students enrolled in Optometry, Medicine, Veterinary Medicine and Dentistry
  - Support fees have been decreasing out of state necessity
    - Fee increases put on hold in 2011; will set 2012 rates in December
  - Facing same challenges; can't keep up with rising tuition and differential gaps

# Possible solutions to consider

- Credit student support fee amount on nonresident rate for publics and have students pay balance
  - No change for private programs
    - All privates in OPT, OSTEOP and POD
- Move towards a standardized rate of coverage in all 10 professions
  - MED and VET MED receive more coverage than others
- Eliminate differential fees for 12-month programs (i.e.: PA and PT)
  - Easier budgeting for states and schools

# Important considerations

- Some students would be negatively affected
- Need to give advanced warning to students and schools
- Evaluate possible issues for pay-back state students
- Determine an implementation timeline
- Working with certifying officers, state offices & schools to formulate a proposal for the Commission's review and approval in May 2011
- Invite Commissioner feedback

# Promoting Student Exchange

- Students, parents, counselors, institutions, and policymakers
- New “testimonial” submission portal
  - Collect student, counselor, HEI administrator and legislator testimonies on the value of WICHE student exchange.
  - For WUE, WRGP, and PSEP
- Testimonials collected for PSEP are posted at <http://www.wiche.edu/studentTestimonials>

C  
A  
L  
I  
F  
O  
R  
N  
I  
A

“The WUE program has been a wonderful boon to Cal State East Bay. It has allowed us to attract a very talented and diverse group of students from other western states to our campus in California.

This not only offers opportunities at a very affordable rate to those students who are joining us, but it also enriches the experience of our California residents studying here, by exposing them to perspectives and experiences different from their own.”

- Greg Smith, PhD

Associate Vice President, Planning, Enrollment Management,  
and Student Affairs, California State University, East Bay

I  
D  
A  
H  
O

**“As a husband and father of three children, the challenge of funding my professional optometry education has been overwhelming. PSEP has reduced my financial stress allowed me to dedicate myself to my family and maintain a healthy work-life balance, which ultimately contributes to my success as a student.”**



**- Dylan Hatfield  
Class of 2013, Pacific University,  
College of Optometry**



**“Ever since I was five, I knew that I wanted to be a veterinarian, but never thought about the cost! Without WICHE support, I would have had to let my dream die and been forced to pursue a second-choice career.**

**I encourage our legislators to continue to support WICHE’s PSEP, as it is often the only way for many low income students raised in rural agricultural areas to pursue higher education. It will allow me to return to Montana and serve the state’s shortage of food animal veterinarians. It’s a “win-win” for both student and the state.”**

**Thanks Montana!  
- Kelsey Gabrian, Class of 2012  
Washington State University,  
College of Veterinary Medicine**

**N  
E  
V  
A  
D  
A**

“My “Aunt WICHE” from Nevada has made going to optometry school possible. Without her help, I'd be on a restricted diet of Top Ramen! My peers who don't receive assistance from family (like my Aunt WICHE) must go on food stamps to offset their meager loans. Thanks to WICHE's PSEP, I can pay my rent and buy required optometric equipment.

I am proud to be a Nevadan: my state government supports me and values my future profession! I believe I'll be a valuable part of Nevada's healthcare system and I look forward to serving my state.”



- Nicki Holihan  
Class of 2012, Pacific University,  
College of Optometry

N  
O  
R  
T  
H  
D  
A  
K  
O  
T  
A

“I recently graduated from Pacific University’s optometry program and returned to practice in a small community in my home state of North Dakota.

Many of my peers who didn’t receive WICHE support were forced to stay in urban areas where salaries are higher, so that they can afford to pay off their student loans; some owe staggering amounts of almost \$200,000!

I am deeply grateful to WICHE and North Dakota. PSEP gave me the luxury of establishing my rural practice.”

- Dr. Candace Paul Hoff

Class of 2008, Pacific University, College of Optometry

W  
Y  
O  
M  
I  
N  
G

**“The average optometry graduate owes around \$130,000 in student loans! WICHE support absolutely makes a difference.**

**It has allowed me the opportunity to pursue a one-year residency program in Oklahoma. With the advanced skills I’m learning, I’ll be qualified to treat more complex ocular conditions when I establish my practice in a rural area in Wyoming.”**



**- Dr. Kaila Osmotherly, OD  
Class of 2010, Pacific University,  
College of Optometry**

**M  
O  
N  
T  
A  
N  
A**

**“Without WICHE support, I wouldn’t have been able to attend optometry school. PSEP has allowed me to keep my loan debt to a minimum despite ever increasing tuition costs (more than \$30,000 for the 2010-11 academic year), not to mention an additional \$6,000 for equipment, books, and travel.**

**I want to return to Montana and practice in the state that has given me this great opportunity.”**

**- Kris Sherrill**

**Class of 2011, Pacific University, College of Optometry**

<http://www.wiche.edu/>

## PROGRAMS & SERVICES

Jere Mock, Vice President

[jmock@wiche.edu](mailto:jmock@wiche.edu)

303.541.0222

## INTERNET COURSE EXCHANGE

Pat Shea, Director

[pshea@wiche.edu](mailto:pshea@wiche.edu)

303.541.0302

## STUDENT EXCHANGE

Margo Colalancia, Director

[mcolalancia@wiche.edu](mailto:mcolalancia@wiche.edu)

303.541.0214