

WICHE STUDENT EXCHANGE

ACTION ITEM PSEP SUPPORT FEES

Programs & Services Committee


Portland, Oregon

May 17, 2010

Professional Student Exchange Program


- ž WICHE's raison d'être from the 1950's
- ž Expands access in **10 healthcare fields**
- ž \$14.1 million state investment (12 states)
- ž **698 students** in AY 2009 (757 in AY2008)

Top three fields:



**Veterinary
Medicine
(214)**

**Dentistry
(121)**



**Optometry
(120)**

PSEP (continued)

- ž Fields of **study not available at public institutions** in the home state
- ž Student's home state pays a **support fee** to the admitting school
- ž Students pay **reduced tuition**
- ž *State determines which fields it will support, and the number of seats funded*

PSEP Fields & State Support per Student

FIELD	2010-11	Sending States
Dentistry	\$22,700	AK, AZ, HI, MT, NM, ND, (WY)
Medicine	29,300	MT, (WY)
Occup. Therapy	11,900	AK, AZ, HI, MT, WY
Optometry	15,600	AK, CO, AZ, HI, (ID), MT, NV, (NM), ND, UT, WA, WY
Osteopathic Med.	19,400	AZ, MT, (NM), WA, WY
Pharmacy	6,900	AK, HI, NV
Phys. Therapy	10,700	AK, HI, WY
Physician Asst.	11,700	AK, AZ, NV, WY
Podiatry	13,500	AK, MT, (NM), UT, WY
Veterinary Med.	29,100	AZ, HI, MT, NV, NM, ND, UT, WY

Fees Setting Process and State Input

Test support fees to meet tuition differentials

```
graph TD; A[Test support fees to meet tuition differentials] --> B[Calculate increase using HECA inflation index, then make necessary base fee adjustments.]; B --> C[Request feedback on proposed fees from deans of cooperating schools, state certifying officers, state higher ed offices]; C --> D[Make adjustments to proposed fees.]; D --> E[Discuss effects of increases with states.];
```

Calculate increase using HECA inflation index, then make necessary base fee adjustments.

Request feedback on proposed fees from deans of cooperating schools, state certifying officers, state higher ed offices

Make adjustments to proposed fees.

Discuss effects of increases with states.

The Balancing Act: Considerations

HECA=

1.5% increase
(2008 to 2009)

State fiscal pressures

Student debt load

Meeting public programs' tuition differentials

Incentives to enroll WICHE students

Graduate's earning potential



Recommended Fees (1.5% increase)

FIELD	2010-11 Fee (approved)	2011-12 (proposed)	2012-13 (proposed)
Dentistry	\$22,700	\$23,000	\$23,400
Medicine	29,300	29,700	30,200
Occup. Therapy	11,900	12,100	12,300
Optometry	15,600	15,800	16,100
Osteopathic Med.	19,400	19,700	20,000
Pharmacy	6,900	7,000	7,100
Phys. Therapy	10,700	10,900	11,000
Physician Asst.	11,700	11,900	12,000
Podiatry	13,500	13,700	13,900
Veterinary Med.	29,100	29,500	30,000

How Support Fees Work

All fields (except pharmacy):

- ž Students pay resident tuition at public institutions; tuition differential should be covered.
- ž Support fee credited at private institutions; student assumes balance.

Pharmacy (lower support fee than other fields):

- ž Support fee credited at both public and private institutions; student assumes balance.

PROBLEMATIC FIELDS

Dentistry

- ž WICHE resident tuition average = \$42,432
- ž Uncovered tuition differential at:
 - CU Denver, 32 students @ 95% (\$35,144; -\$3,303)
 - UNLV, 0 students @ 96%; (\$45,852; -\$2,728)
 - U Wash, 5 students @ 88% (\$30,798; -\$7,040)
- ž CU Denver and U Wash in-state rates are lower than average; creates a higher tuition differential

(Agenda Book, page 6-14)

Dentistry, cont.

- ž **CO policy:** nonresident students cannot establish residency during their dental studies.
 - CU Denver able to obtain full nonresident tuition for a full four years on all nonresidents
- ž Dental admissions extremely competitive; little capacity (or funding) for existing schools to expand, despite shortages.
- ž Recommendation: No adjustment, given tight state budgets, especially those that support many students in dentistry.

(Agenda Book, page 6-14)

Occupational Therapy

- ž Four schools exposed (up from two):
 - Idaho State U (0 students @ 97%)
 - U New Mexico (1 student @ 97%)
 - U Utah (0 students @ 89%)
 - U Wash (0 students @ 80%)
- ž Majority of enrollment at privates (**31:3**)
- ž Recommendation: Monitor; consider adjustment in May 2012

(Agenda Book, page 6-19)

Osteopathic Medicine (DO)

ž DO fees are low compared to allopathic medicine (MD)

- DO=\$18,800 vs. MD=\$28,300 (\$9,500 difference)
- Osteopathic med. deans view this as discriminatory

ž Providers are all private; WICHE **osteo students are paying less than allopathic students** enrolled in a public program.

- **OSTEOPATHIC= \$26,156 vs. ALLOPATHIC = \$ 27,511**

ž Recommendation: hold for now.

(Agenda Book, page 6-22)

Physical Therapy

- ž Five schools where differential not met:
 - CSU Fresno MPT, 0 students @ 89%
 - CU Denver, 1 student @ 86%
 - U Montana, 1 student @ 92%
 - U Utah, 3 students @ 94%
 - U Wash, 1 student @ 92%
- ž Majority of enrollment in publics (**22:18**), or at institutions where differential is covered
 - Example: 9 students @ UND @ 142%
- ž Recommendation: Monitor for now.

(Agenda Book, page 6-25)

Physician Assistant

- ž Three schools where differential not met:
 - UC Denver: 2 students @ 91% (-3,757)
 - Idaho State U: 1 student @ 97% (-1,643)
 - Utah U: 0 students @ 93% (-3,412)
- ž Majority of PA students are at privates (18:6), or at publics where there is no tuition differential (OHSU and U Wash)
- ž National program length average @ 27 months; WICHE schools' length @ 25.5 months.
- ž Recommendation: Monitor for now.

(Agenda Book, page 6-27)

Projected Fiscal Impact

- ž **Starting point: 2010**

- \$14,569,200 in support fees (projected)

- ž **2011-12**

- \$14,772,700 (1.4% increase)

- ž **2012-13**

- \$15,019,100 (1.7% increase)

**DISCUSSION
ON SUPPORT FEES
RECOMMENDATIONS**

WICHE STUDENT EXCHANGE


UPDATE

Programs & Services Committee

Portland, Oregon

May 17, 2010

WICHE's Student Access Programs



Western
Undergraduate
Exchange
(WUE)

Western
Regional
Graduate
Program
(WRGP)

Professional
Student
Exchange
Program
(PSEP)

WICHE's
Internet Course
Exchange
(ICE)



Regional Student Exchange ...



Helps states **share** higher resources, **reduces the unnecessary duplication** of programs, and develops an educated **workforce**.



Provides students with **tuition savings** across a range of institutions and programs.



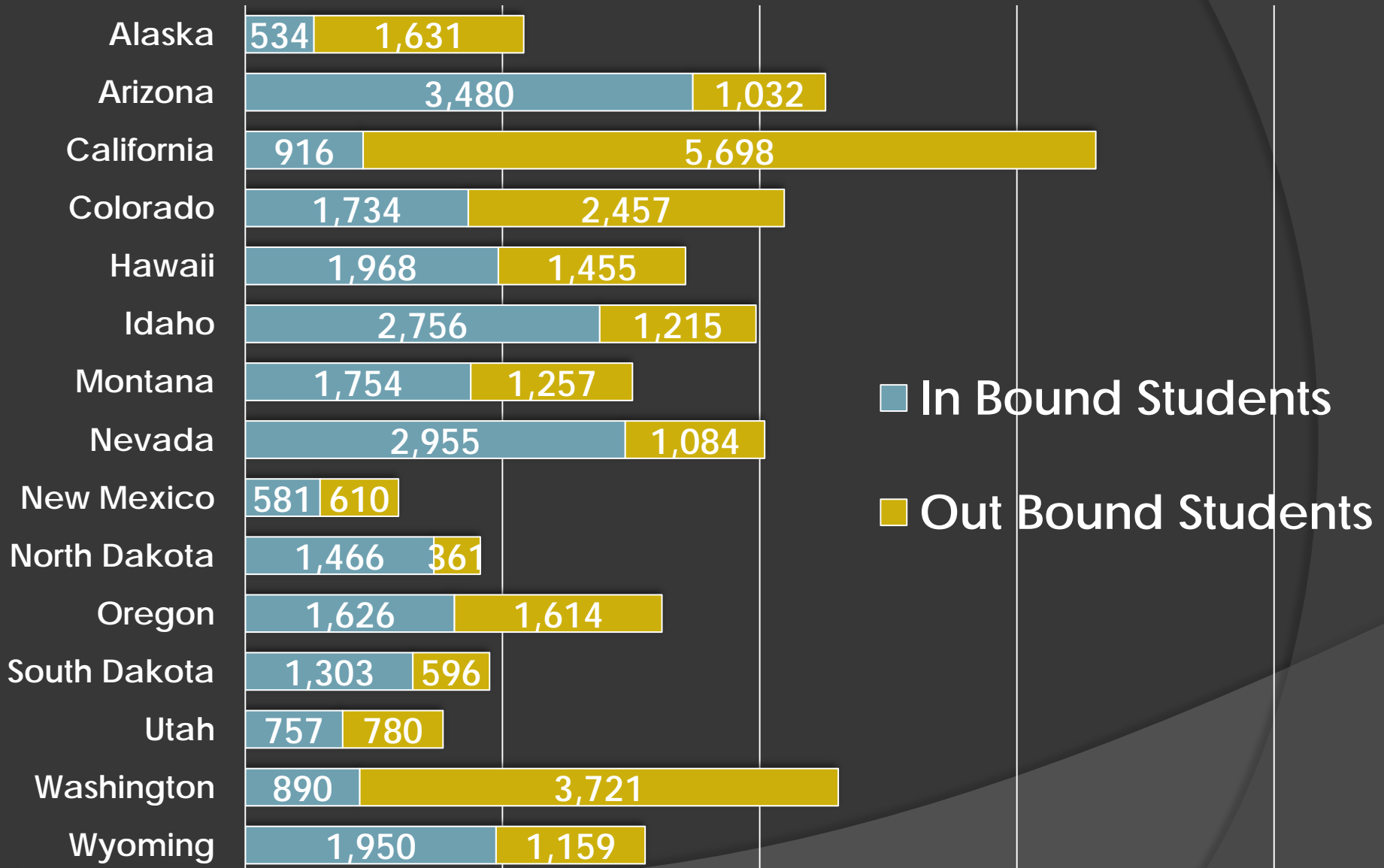
Enables institutions to **maximize their resources**: fill available capacity; avoid creating new programs when possible; and partner to create new programs when needed.

Western Undergraduate Exchange

- ž 24,670 students @ **150% resident tuition** (23,632 in AY2008; increase of 1,038)
- ž ~\$173.4 M in tuition savings in AY 2009
- ž Decentralized: direct application to enrolling institution
- ž **No money exchanged** between states



WUE Enrollment, Fall 2009



Newest WUE Institutions

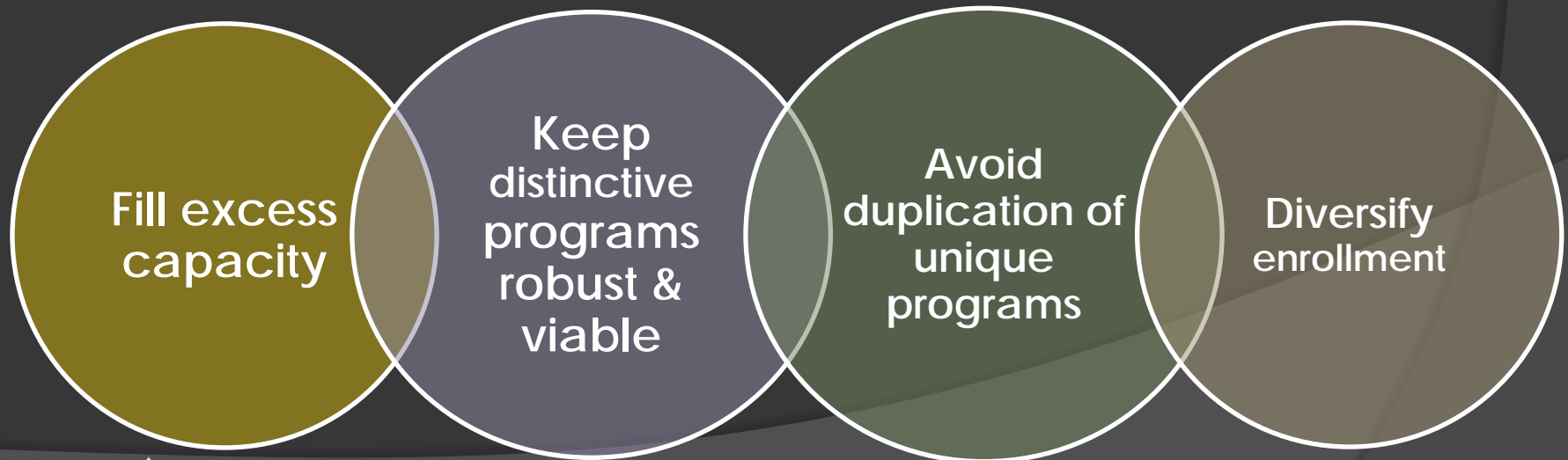


- ž Arizona State University
 - Downtown Phoenix Campus
 - West Campus
 - Polytechnic Campus
 - Effective AY2009 and AY2010

- ž 145 institutions total

Western Regional Graduate Program

- ž Some 220 **master's & PhDs** at 45 institutions
- ž Grad students pay **resident tuition**
- ž 502 enrolled in AY2009
- ž **52 healthcare** programs: nursing & public health
- ž Students **apply directly** to enrolling department
- ž **No money exchanged** across states



Next WRGP RFP/Nominations Round

- ž RFP will be released in Fall 2010
- ž Sent to graduate deans, provosts, academic VP, SHEEOs, Commissioners, and interested dept. chairs
- ž Will continue to solicit healthcare programs not available through PSEP
 - Especially **nurse practitioner, graduate nursing, health information technology**
 - And professional science masters and programs in **sustainable energy**

<http://www.wiche.edu/SEP>

PROGRAMS & SERVICES and STUDENT EXCHANGE

Jere Mock, Vice President

jmock@wiche.edu

303.541.0222

STUDENT EXCHANGE

Margo Schultz, Director

mschultz@wiche.edu

303.541.0214

