

THE NEVADA STORY

Michael Wixom, Chair, NSHE Board of Regents

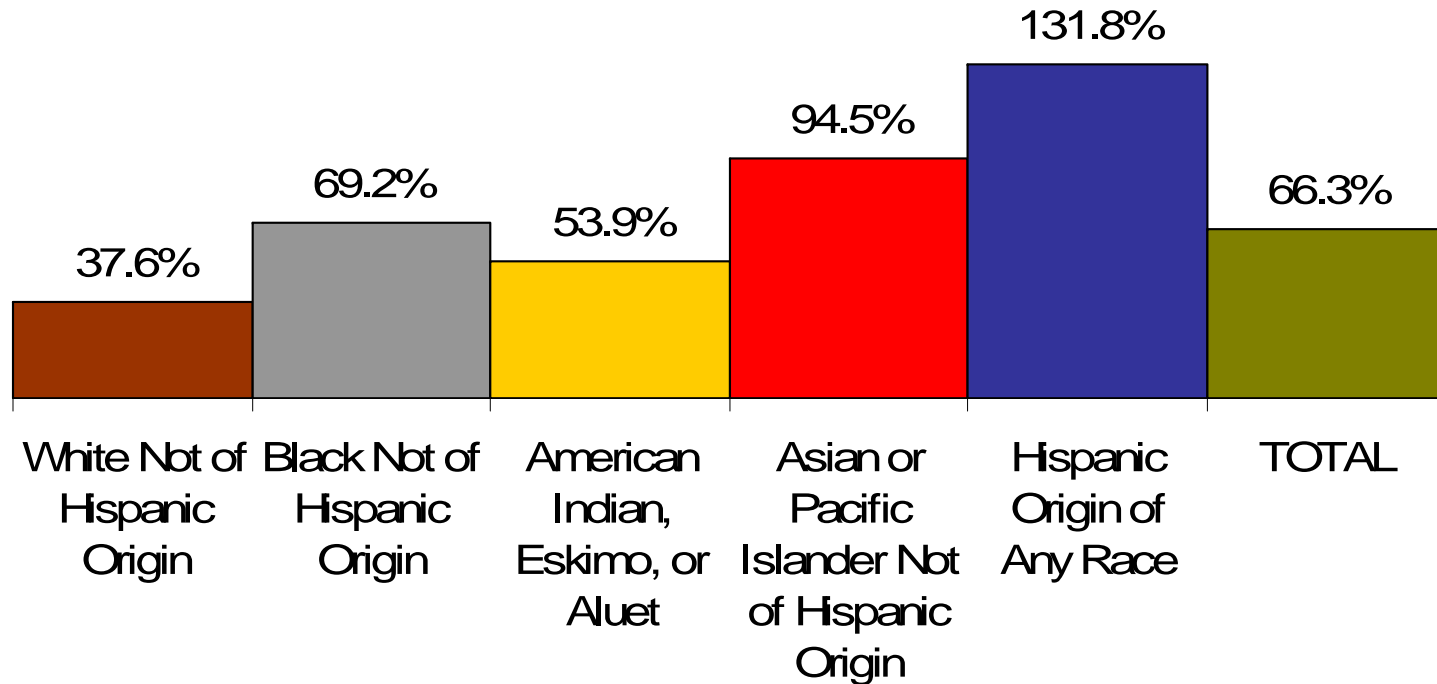
May 18, 2009

Nevada's Story

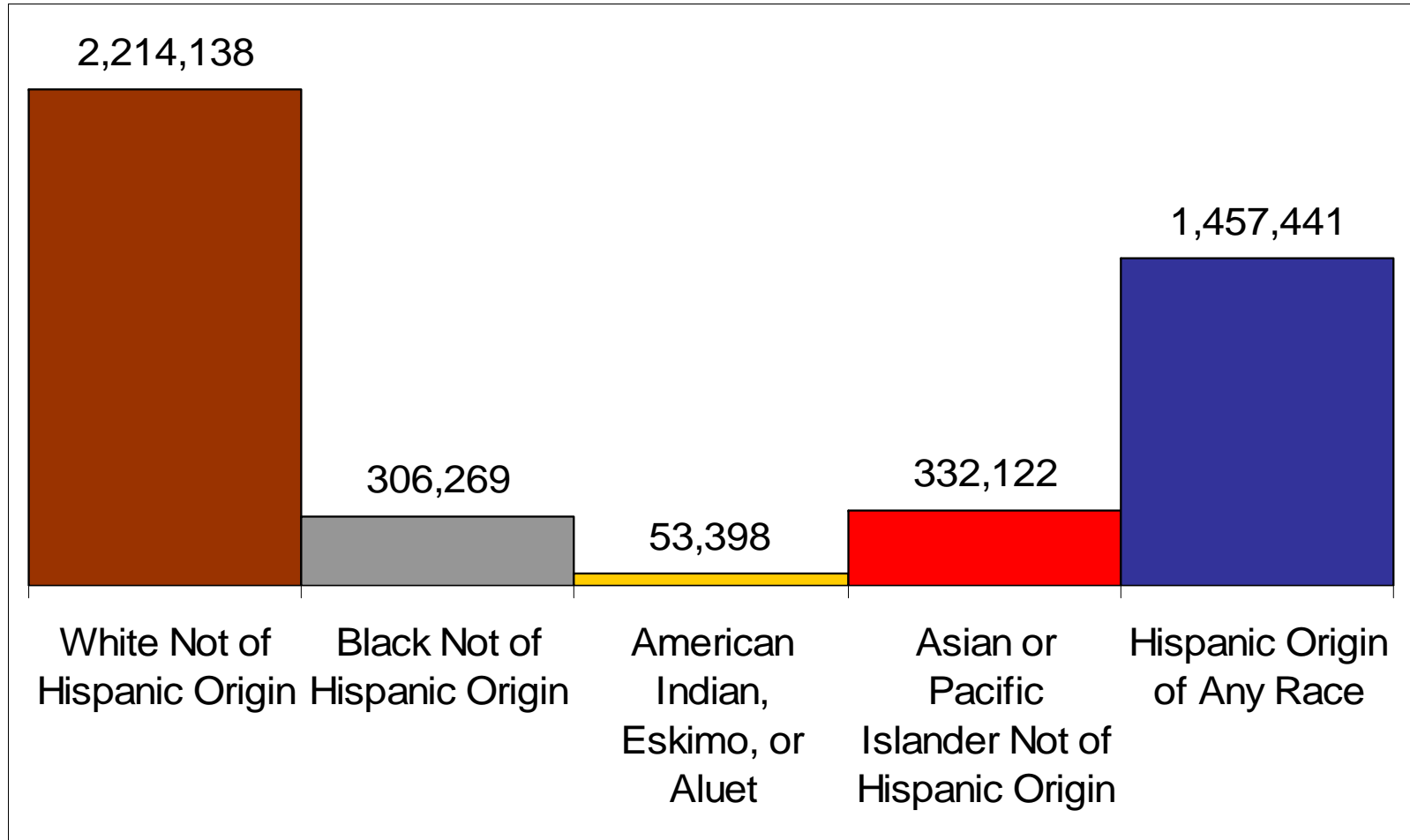
- Nevada has been the first or second fastest-growing state in the US for the past 21 years. All race/ethnic groups are growing substantially – with Hispanics expected to account for the majority of future growth.
 - Rapid, but uneven, growth across Nevada
 - Very high growth rate for Las Vegas area
 - Moderate, but substantial, growth in Reno area
 - Declining population in rural areas
- Impact of recession on population growth not yet clear


Nevada's growing population will change the state.

Percent Change in Nevada's Population by Race/Ethnicity, 2006-2026



Nevada's Population by Race/Ethnicity, 2026





Like most western states, we know that
the new Nevada population will be
increasingly Hispanic, Asian and
Black...

Nevada's Sad Story

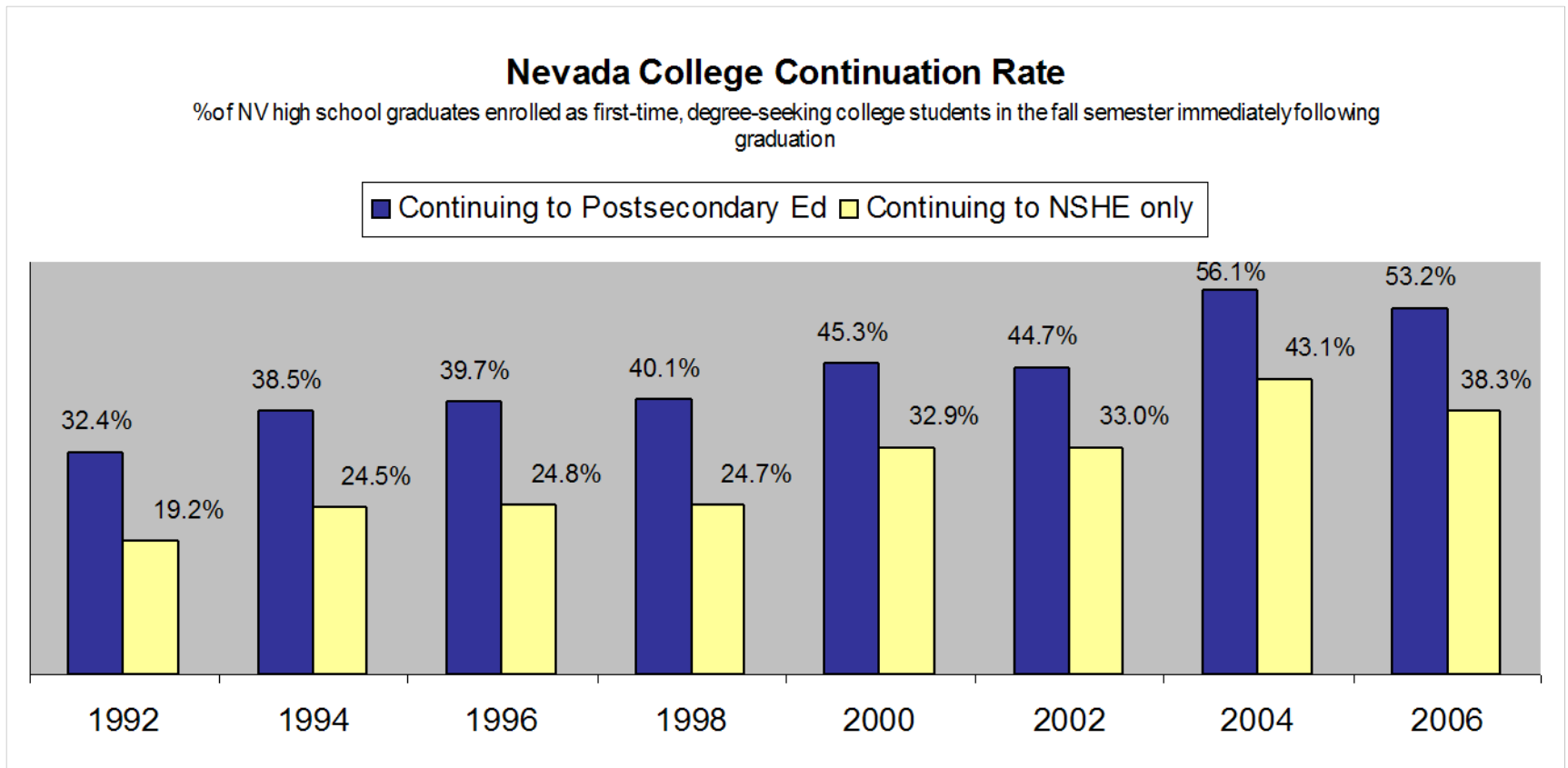
- Nevada is 49th in transition and completion rates from 9th grade to college – 9.8%.
- Nevada is 49th in percent of adults aged 18-24 enrolled in college – 26.7%.
- Nevada is 45th in percent of adults aged 25-64 with a bachelors or higher – 22.1%.
- Nevada is 50th in percent of adults aged 25-34 with a bachelors or higher – 19.5%




Nevada's Sad Story

The problem is clear - we are not successful enough in getting Nevada high school students to graduate, go to college, and finish college.

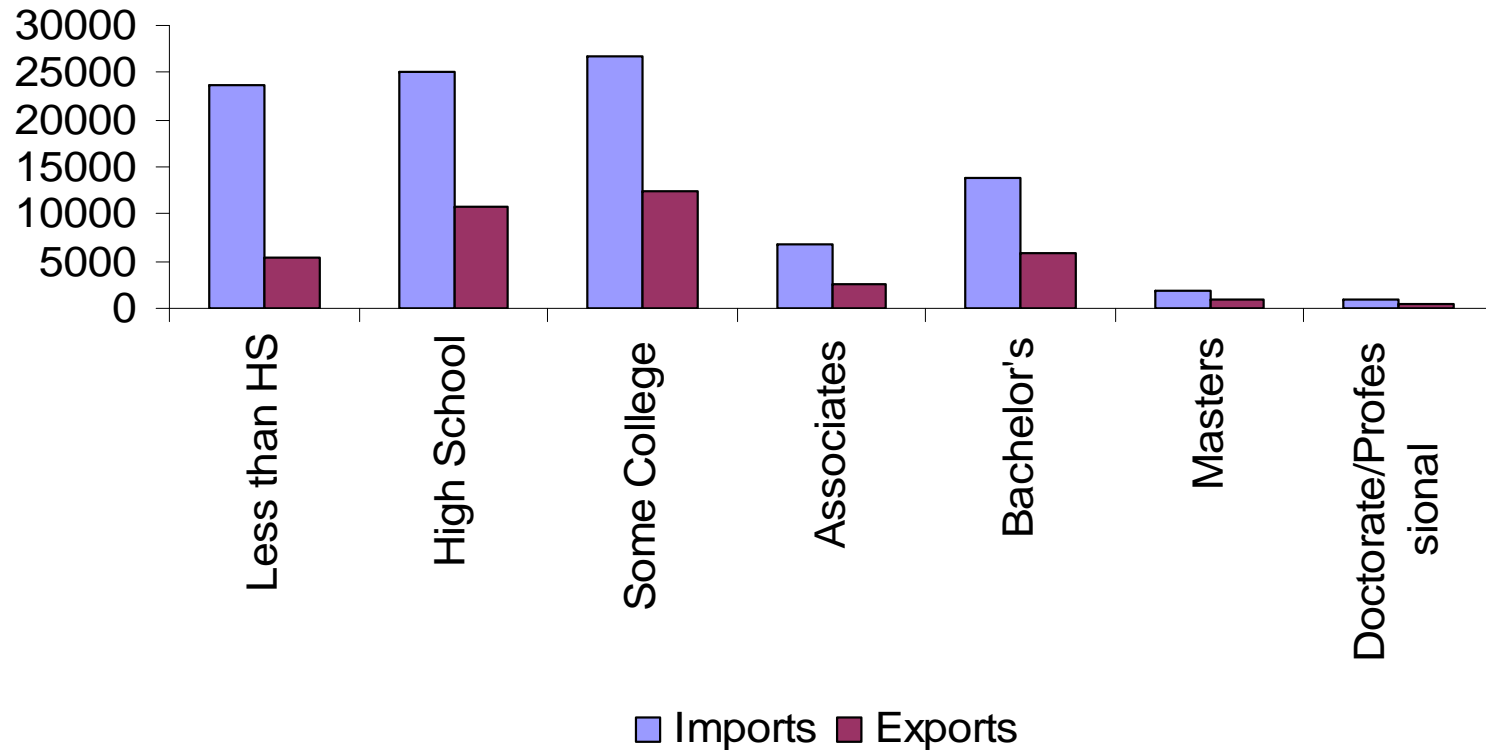
Nevada College Continuation Rate





Some think that Nevada is OK because so many people move here from out of state with college degrees -- but this is not the case. We are 46th in in-migration of an educated workforce.

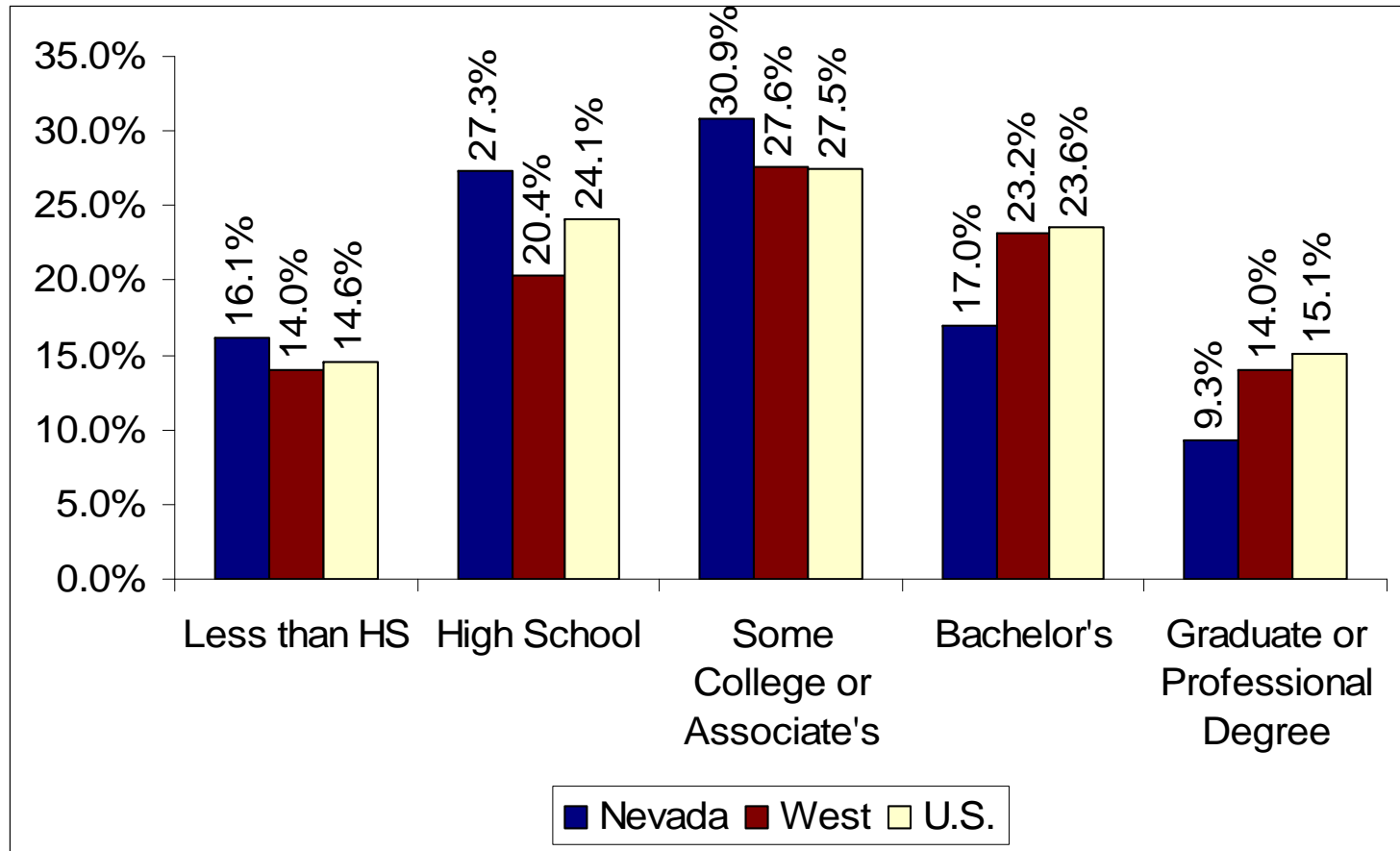
Nevada's In-migration is Primarily by an Uneducated Workforce



Migration Rate of Residents 22-29 Years Old (1995 to 2000)

Nevada: 267.8 (Ranked 1st)

Other States Are Better Able to Attract an Educated Workforce



Migration Rate of Residents 25 Years and Older (2005)

Nevada's Challenge: Educational Attainment of Workforce, Age 25-64

	Assoc or More	Rank	BA or More	Rank
Nevada	29.8%	45	22.1%	45

Workforce Age 25-64: States that we are ahead of:

Associates: Arkansas, Kentucky,
Louisiana, Mississippi, West Virginia

Bachelor's: Arkansas, Kentucky,
Louisiana, Mississippi, West Virginia

Educational Attainment of YOUNG Workforce, 25-34

	Assoc or More	Rank	BA or More	Rank
Nevada	26.4%	50	19.5%	50


Source: US Census Bureau, 2007 American Community Survey (higheredinfo.org)

NCHEMS predicts that Nevada will lose ground in the percentage of its workforce that is college-educated. The most substantial growth will occur in the “less than high school” and “high school only” populations.


Projected NSHE Enrollment just gets us *further and further behind*

Enrollment as percent of Nevada's Population, Ages 19-64

■ 2006	6.41
■ 2007	6.40
■ 2008	6.37
■ 2009	6.34
■ 2010	6.28
■ 2011	6.23
■ 2012	6.20
■ 2013	6.18
■ 2014	6.15

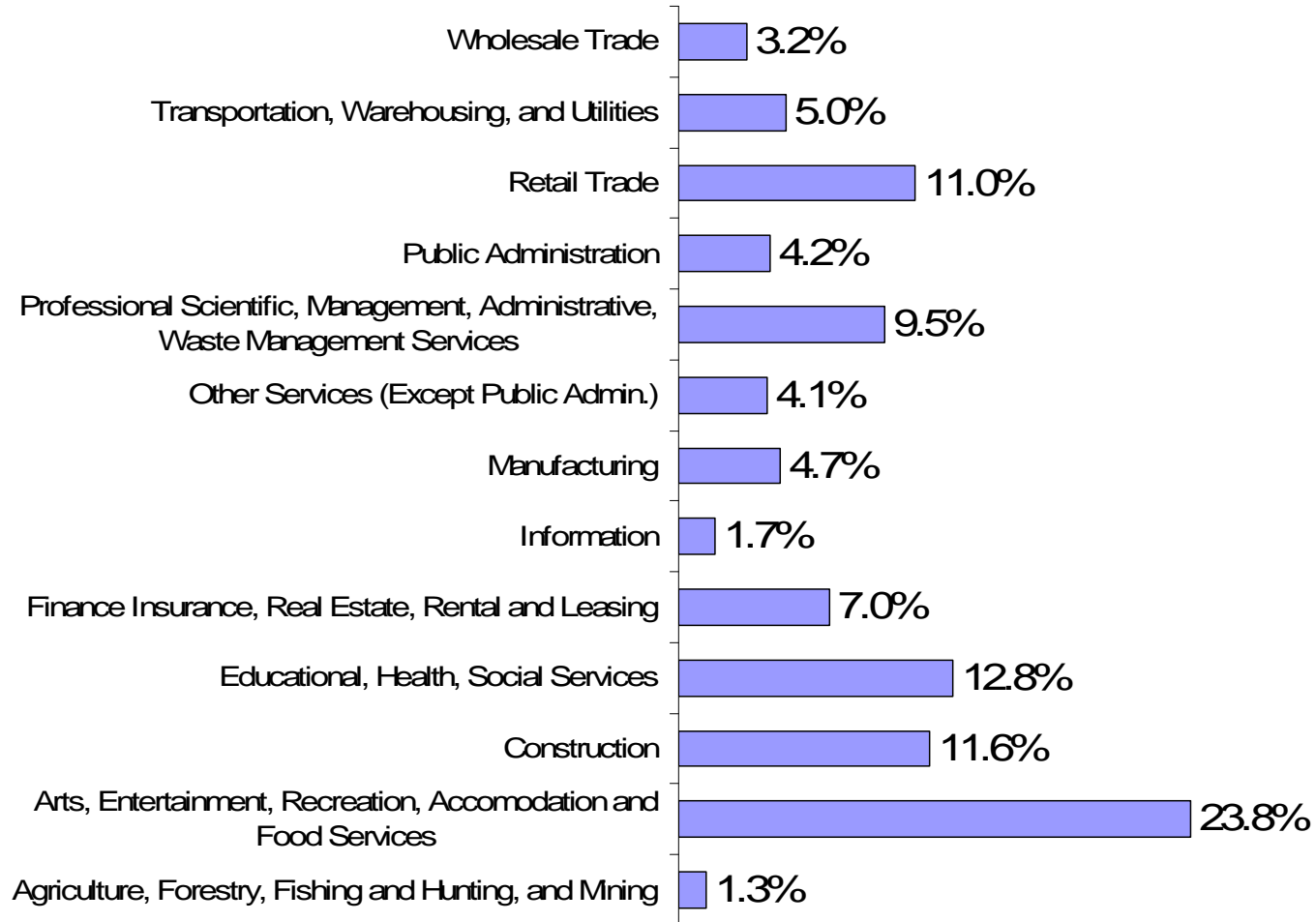


If enrollment and population trends continue – Nevada will be losing ground in years to come.



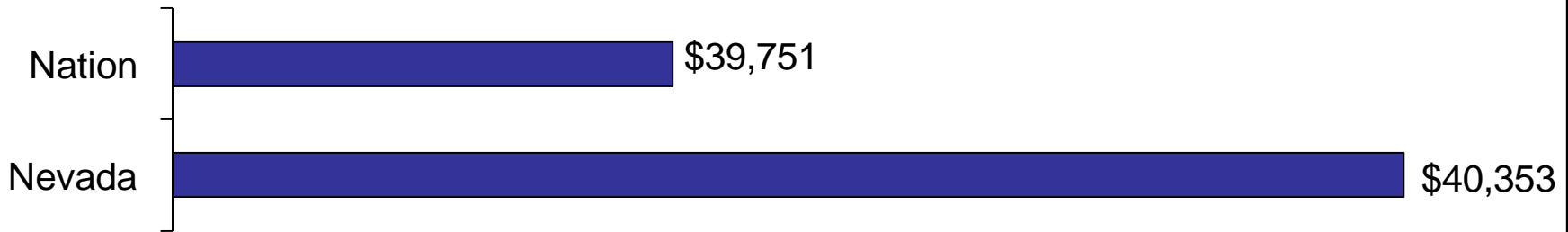
But, perhaps, Nevada does
not need college graduates
since our jobs do not require
them...

Employment by Occupation (Nevada), 2005




Nevada seemed to do well with what we had in the past ... but we have fallen sharply from 127 % of national average income in 1960 to 102 %

Per Capita Personal Income 2008 (\$)



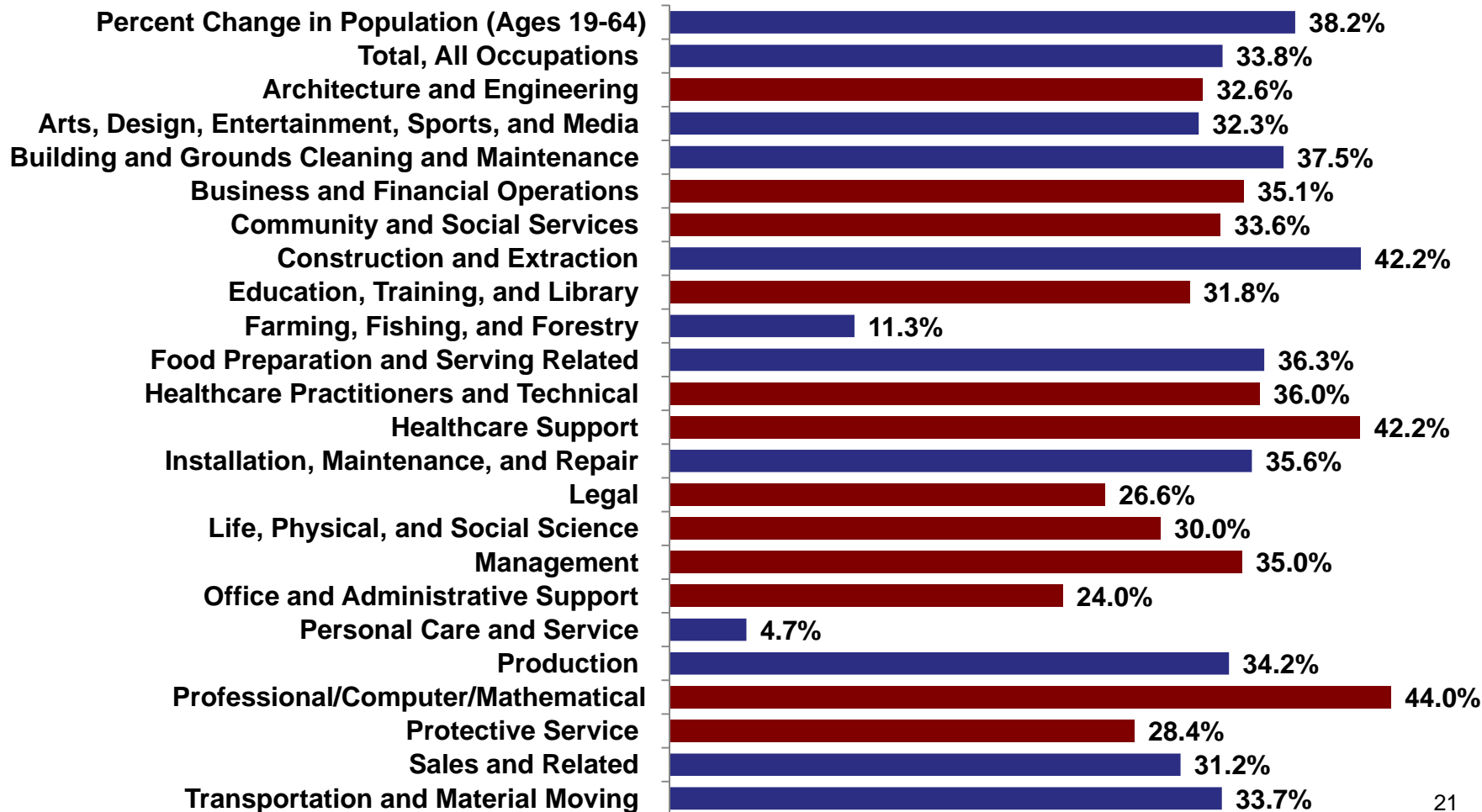
Nevada's Story

- “Chance for College” Ranking: 49th
- Enrollment of population in higher education: 49th
- Per Capita Personal Income: Nevada ranks 18th and **HIGHER** than the National Average, but only slightly.
- Unemployment Rate: In 2007 Nevada at 4.5 was lower than the National rate of 4.6 -- but now at 10.4 it is the 7th highest in the nation.
- Conclusion: Historically, education has not been pursued nor was it necessary in Nevada for employment at higher than national salaries, but that is changing.



Future projections for jobs in
Nevada point to the need for
an educated workforce.

Change in Nevada's Workforce and Population Ages 19-64 (2006-2016)



Nevada: Percent Change in Occupations Requiring Some College

	Percent Growth	State Rank
AA	47.7%	#1
BA+	45.1%	#1
Combined	46.3%	#1



More Jobs Requiring More College for All People

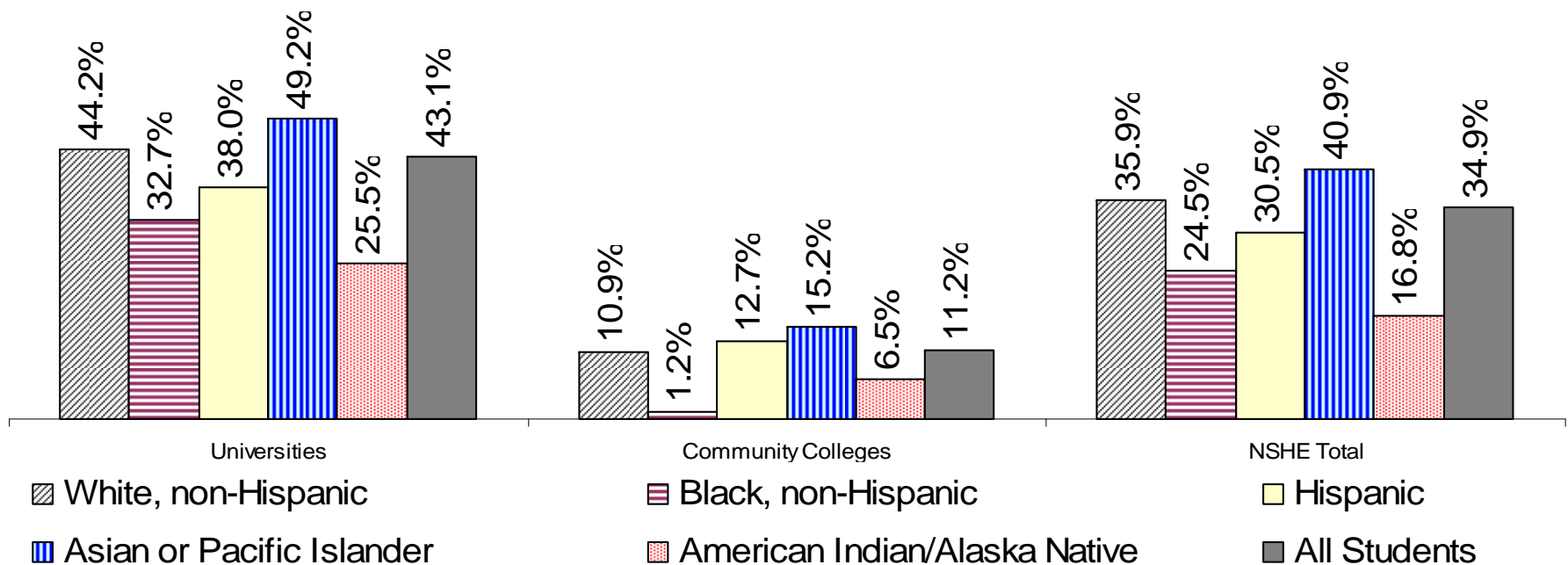
If Hispanics/Latinos, African-Americans, and Native Americans achieved the same levels of education as Whites by 2020, Nevada's personal income would increase by \$2.2 Billion (in 2000 \$).

Nevada's Low Success Rate in Graduating Students

- All Nevada students at both universities and community colleges have low completion rates. But the problem is more severe with certain groups ...
 - Less success with Black, Hispanic, and American Indian students
 - Less success with low income students
 - Less success with students who enroll part-time (more than half of students)

2007 NSHE Graduation Rates by Ethnicity

IPEDS full-time, first-time degree seeking students; Graduation within 6 years for bachelor's degrees, 3 years for associate's degrees, and 1.5 years for certificates



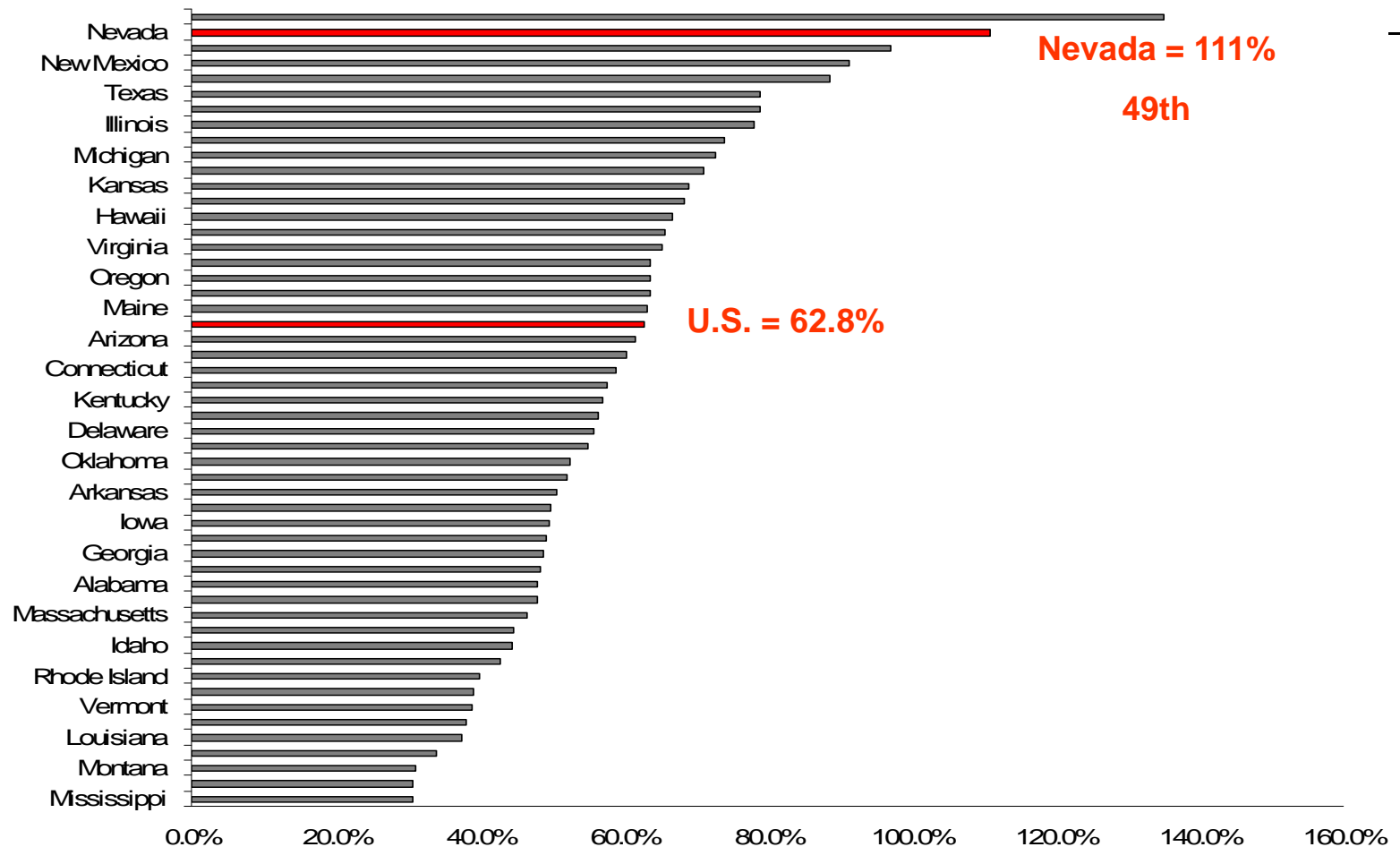
Family Income and College Participation

- The national average in 2005 for 18 to 24 year olds enrolled in college from low income families was 23.8%.
- The college participation rate for Nevada students from low income families is 12.2%.
- Only one other state has a lower rate: Alaska. Again Nevada ranks 49th.

Source: Postsecondary Education Opportunity February 2007

Attendance Patterns:

Part-time Enrollment as % of Full-time Enrollment



SOURCE: US Department of Education, National Center for Education Statistics, 2003 and 2004 Integrated Postsecondary Education Data System (IPEDS), Spring 2004 and Spring 2005

Nevada's Story

- *Facing these problems, what actions have been taken to improve educate more Nevadans within a limited state budget?*
- 1. Clear multiple pathways for student success
 - Create State College
 - Raise university admission standards
 - Create strong transfer policies to encourage and support students who attend community colleges and transfer in junior year



Multiple Pathways to Success

- Clearly differentiate between institutional missions
 - New Nevada State College
 - 4 Community Colleges, three with select niche baccalaureate degrees
 - 2 Research Universities with high admission standards and select doctoral programs
 - Research Institute - research fellowships and collaborations with UNR & UNLV, no degrees



Why Create Nevada State College?

- ❑ Less expensive cost per student for state
- ❑ Less expensive cost for students and families
- ❑ A different baccalaureate option for students than a large research university -- in a state with almost no private colleges
- ❑ Offer from City of Henderson to partner in land acquisition and costs
- ❑ Interest and support of Legislature to create new college to graduate teachers and nurses

Nevada's Story

- *Other actions taken to educate more Nevadans within a limited state budget?*
 2. Hold presidents accountable for Student Success
 3. Focus on diversity and successful strategies for new student populations
 4. Guarantee higher level of need-based financial aid to supplement Nevada's merit-based Millennium Scholarship

Nevada's Story

- *Other actions taken to educate more Nevadans within a limited state budget?*

5. P-16 Efforts

- Dual enrollment for high school students, particularly in community colleges, to get students started...
- Aggressive Vocational/Technical 2+1 program
- College-prep course requirements for Millennium Scholarship recipients
- Data to school districts to identify courses that lead to placement in college-level vs. remedial courses.

Nevada's Story

- *Other actions taken to educate more Nevadans within a limited state budget?*
- 6. Lumina/WICHE Grant to bring Ready Adults back to college to complete degrees in short period of time
- 7. Distance education is our fastest growing enrollment area, for all students, even those on campus.



Nevada's Story: New Chapter

- Progress was underway increasing college going-rates and graduation rates at each institution.
- Board had aggressively pursued more strategies to increase student success.
- Then...budget cuts in last two years had begun to slow forward movement even before this current recession.

Nevada's Story: New Chapter

- Now, the recession has struck Nevada, and resources to move forward or even maintain current services are in question.
- State of Nevada ranks 1st in the size of its general fund deficit.
- Governor Jim Gibbons recommended a 36% budget cut for NSHE for the next 2 years.
- Actual recommended cuts in state funds for the universities were over 50%



Nevada's Story: New Chapter

- Governor-recommended disproportionate cuts served as a rallying cry for support for higher education in Nevada.
- Legislature has affirmed its commitment to higher education with a cut of “only” 12.5% and the ability to raise student fees up to 5% more than the previously approved 5% for each of the next 2 years.



Nevada's Story: New Chapter

- This amount includes federal stimulus funds which will disappear, and we will face the state budget shortfall anew in 2011.
- Board of Regents has launched study of efficiencies and effectiveness – knowing that institutions have already made cuts that target these areas, but looking for others.
- Long term solution is elusive.



Nevada's Story: New Chapter

- We expect the Nevada economy to change for the future, hoping that high wage, high skill jobs become more prominent.
- We already see more students enrolling in higher education and, IF we can maintain forward initiatives, our data may begin to tell a Story of Success for Nevada.