



Student Exchange


ACTION ITEM:

Setting Support Fees
for the Professional Student
Exchange Program

May 22, 2006

The Balancing Act: Considerations in Setting PSEP Fees

- **HECA (Higher Education Cost Adjustment)** index showed a 3.4 % increase (2004 to 2005)
- Student's financial burden: **projected debt load** vs. **future earning potential**
- Meeting public schools' **tuition differentials**
 - Sufficient **incentive** to save WICHE seats and provide continued access
- WICHE states' **fiscal pressures**
 - Increased fees, fewer students **vs.**
 - Prohibitive costs of opening state professional schools
- **Group A** vs. **Group B** fields



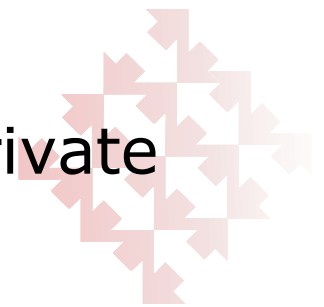
Difference between A & B Fields

GROUP A

- Access issues (dental, medical, vet med, etc.)
- Workforce pressures
- Students pay resident tuition at public institutions; tuition differential should be covered.

GROUP B

- Fewer access issues, less workforce pressure (architecture, public health, grad library)
- Support fee credited at both public and private institutions; student assumes balance



Fees Setting Process and State Input

1. Propose **increase based on HECA** inflation index, plus necessary **base fee adjustments**.
2. Send memo and proposed fees to **deans of cooperating schools**; request feedback.
3. Send to **certifying officers** to share with their **state higher ed offices**; request state feedback.
4. Analyze feedback and **make adjustments** to proposed fees
5. Dialogue with state offices about **effects of any additional proposed increases** will have on their states

Proposed Support Fees for 2007 & 2008 Biennium: Group A Fields

	Approved	Recommended (3.4% increase)	
FIELD	2006-07	2007-08	2008-09
Dentistry	\$19,900	\$20,600	\$21,300
Medicine	25,600	26,500	27,400
Occ. Therapy*	9,400	*10,700	11,100
Optometry	13,600	14,100	14,600
Osteopathy	17,000	17,600	18,200
Phys. Therapy	9,400	9,700	10,000
Phys. Asst.*	9,200	*10,500	10,900
Podiatry	11,900	12,300	12,700
Vet. Med.	25,400	26,300	27,200


Proposed Support Fees for 2007 & 2008 Biennium: Group B Fields

	Approved	Recommended (3.4% increase)	
FIELD	2006-07	2007-08	2008-09
Architecture	\$4,300	\$4,400	\$4,500
Grad. Library	5,600	5,800	6,000
Grad. Nursing	4,700	4,900	5,100
Pharmacy	6,100	6,300	6,500
Public Health	6,500	6,700	6,900

Occupational Therapy

- Proposed **\$1,000 adjustment** in 2007, plus 3.4%
- 13 students; **AK, AZ, HI, MT, WY**
- **13 receiving schools** (6 public, 7 private)
- Median coverage of tuition differential was **91%** (5 out of 6 schools not covered)
- BLS projection: **employment increase from 21 to 35 %** (2000-2010).


(See page 7-18 in agenda book)



Physician Assistant


- Proposed **\$1,000 adjustment** in 2007, plus 3.4%
- 21 students: **AZ, NV, WY**
- **13 receiving schools** (6 public, 7 private)
- Median coverage of **tuition differential only 92%**
- BLS projection: **third fastest growing profession** (39% increase in jobs from 2002-12)
- **Critical link** in health care delivery for underserved and rural communities

(See page 7-27 in agenda book)



Fields that may need adjustment in future

- **Physical Therapy:** Duration of funding increased as of 2005, but not funding level; declining coverage of differential.
- **Dentistry:** Dental education costs are higher than medicine and vet med, yet support fee is lower.
- **Osteopathic Medicine:** Low fees compared to allopathic medicine
 - No previous adjustment to base fee.
 - Providers are all private.



Projected Fiscal Impact

- **Starting point: 2006**

- \$12,474,900 in support fees (projected)


- **2007-08**

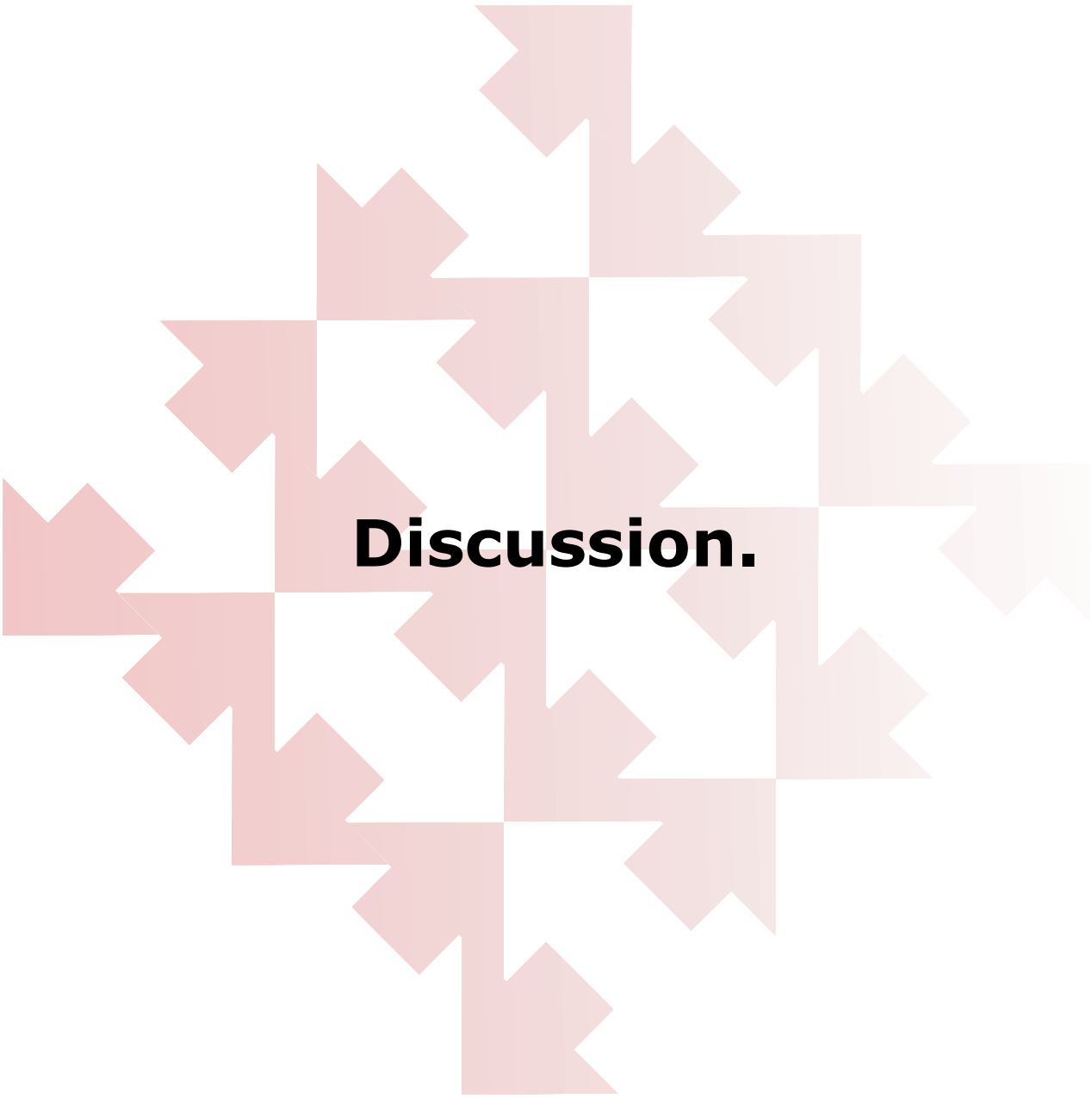
- \$12,949,300 (3.4 to 4.1% increase)

- **2008-09**

- \$13,393,100 (3.3 to 3.5% increase)

(See page 7-10 in agenda book for detail)






Discussion.



Student Exchange Update
May 2006


Western Undergraduate Exchange (WUE)

- Students pay 150% of resident tuition at 129 participating institutions
- Schools fill empty seats, diversify student body
- Estimated savings for WUE families in AY 2005: \$106 million
- Newest institutions:
 - Estrella Mountain Community College (AZ)
 - Western New Mexico University (NM)



WUE – Leveling of Enrollments (Fall 2005)

- Small increase of only **125 students** (20,197)
- Typical increase of **10%** per year
- Possible factors:
 - Colorado institutions leaving (CSU, UNC, Western) because of **voucher** program (COF)
 - Saturated institutional and or state WUE **enrollment caps**
 - **In-state scholarships** designed to keep students in home state: CO, SD, WY
- Expected enrollment increase in Fall 2006



WUE and California Reciprocity

- Now most institutions in **AZ, ID, MT, NV, OR and UT** are accepting qualified California students through WUE
- All other states were already taking California students prior to November 2005
- Prompted a **review of existing enrollment caps**
- Review of **admissions control strategies** (where warranted): entrance requirements, caps, limiting programs available to WUE, etc.




Features of New WUE Online Catalogue

For students and parents:


- Easy search by geographic area, degree, program
- Shows programs AVAILABLE to WUE students

For institutions and states:

- Easy and dynamic profile updates
- Easy enrollment reporting
- More effective promotion of program (both receiving institutions and sending states)
- Release: **Summer 2006**



<http://wue.wiche.edu/>



WUE Western Undergraduate Exchange Online Catalog

Expand your educational options.

HOME | [ADVANCED SEARCH](#) | [APPLICATION INFORMATION](#) | [REQUEST ACCESS](#) |

WUE - Western Undergraduate Exchange

OPPORTUNITIES FOR UNDERGRADUATE STUDY AVAILABLE TO RESIDENTS OF PARTICIPATING WESTERN STATES

IMPORTANT INFORMATION for

[WUE students attending Colorado institutions](#)

[WUE Handout – Summary of Participating Institutions by State](#)

[General information](#)

[Application Information](#)

[WUE Tuition Savings Tables](#)

WHAT IS WUE?

WUE is the Western Undergraduate Exchange, a program of the Western Interstate Commission for Higher Education (WICHE). Through WUE, students in western states may enroll in many two-year and four-year college programs at a reduced tuition level: 150 percent of the institution's regular resident tuition. WUE tuition is considerably less than nonresident tuition.

PROGRAMS AVAILABLE

Virtually all undergraduate fields are available to WUE students at the participating colleges and universities. Some institutions have opened their entire curriculum on a space-available or first-come, first-serve basis; others offer only designated programs.

To learn of the wide array of programs available, click on the state names (to the right). For more detail on the programs, look to individual college and university websites and catalogs. A listing of WUE opportunities is available from the WICHE [Certifying Office](#) or WUE contact in your state, most high school counselors, and admissions offices in participating institutions.


ELIGIBILITY

Western Regional Graduate Program: WRGP

- **Distinctive, high quality**, graduate programs at in-state tuition rate
- **36 nominations** received in Fall 2005 round
- **34 new programs** welcomed into network (~175 total)
- Trend: **interdisciplinary** and **dual degree** programs
 - CU Boulder's Interdisciplinary Telecommunications MS-ME/MBA
 - U Montana's Intercultural Youth and Family Development MA
- **New WRGP Online Catalogue: Summer 2006 Release**



<http://wrgp.wiche.edu/>



WICHE - Student Exchange Programs - Microsoft Internet Explorer

File Edit View Favorites Tools Help

Back Forward Stop Refresh Home Search Favorites Recycle Bin Mail Print W Go Link

Address <http://wrgp.wiche.edu/> Go Link

Google Search 877 blocked ABC Check AutoLink AutoFill Options

WRGP Western Regional Graduate Program Online Catalog

Expand your educational options.

HOME | [ADVANCED SEARCH](#) | [REQUEST ACCESS](#) |

Western Regional Graduate Program

[View or download the 2004-06 WRGP brochure \(PDF\).](#)

WRGP Defined

The Western Regional Graduate Program makes high-quality, distinctive graduate programs available to students of the West at a reasonable cost. As part of the Student Exchange Program of the Western Interstate Commission for Higher Education, WRGP helps place students in a wide range of graduate programs, all designed around the educational, social, and economic needs of the West.

Through WRGP, residents of Alaska, Arizona, Colorado, Hawaii, Idaho, Montana, Nevada, New Mexico, North Dakota, Oregon, South Dakota, Utah, Washington, and Wyoming are eligible to enroll in available programs outside of their home state at resident tuition rates. Students need not meet financial aid criteria.

To be included in WRGP, programs must meet the criteria of distinctiveness and quality. Programs are nominated by their institutions, peer reviewed by other graduate institutions in the West, and approved biannually by the Student Exchange Program Advisory Council, a policy body that represents all participating states. We've added nine new programs this past year.


To receive WRGP tuition status, students simply apply directly to the institutions of their choice and identify themselves as WICHE WRGP applicants.

Students should call or write the contact person listed with each program entry for information and to apply for admission. WGRP students must fulfill all the usual requirements of the institution concerned and meet all admission deadlines.

start Desktop Microsoft P... PowerPoint ... Inbox - Mic... WICHE - St... Internet 9:24 A

Professional Student Exchange Program

- **14 fields**, primarily in health care
- **678 students** funded in AY 2005-06
- **On the horizon**
 - Will explore restructuring program to better meet the region's **workforce needs** and **underserved communities**
 - **Workforce reports** (updated May 2006) highlight growing fields and projected state needs. Will develop **profession-specific and regional** reports
 - Consider adding **new fields** to PSEP
 - **Allied health:** Advanced dental hygiene practitioners, (master's), vet techs




Proposed Western Health Professionals Advisory Council

- Similar to Vet Med Advisory Council
- Institutional reps, practicing professionals, legislators
- Examine health care workforce needs in the West
- Develop **regional strategies** regarding...
 - pipeline issues
 - curriculum development
 - attracting professionals to underserved and rural communities

Analysis of Group B Fields

- Low use, in most fields
 - Architecture = 0
 - Grad. Library = 2
 - Grad. Nursing = 0
 - Public Health = 1
- Except **Pharmacy >>> 39 students**



Move Pharmacy to Group A ?

- Projected **national shortage of 157,000 pharmacists** by 2020
- Supporting states: Alaska, Hawaii, Nevada
- **New pharmacy schools** opening in Hawaii (public) and Nevada (private)
- If moved to Group A, support fee would have to **increase by \$4,500 to \$6,000** (estimated) to cover public tuition differentials.



What about the other Group B Fields?

Possibilities under consideration:

- **Architecture:** eliminate or move to WRGP
 - Supporting state: Wyoming
 - 11 master's programs in region*
- **Grad. Library :** move to WRGP
 - Supporting states: New Mexico, Wyoming
 - 4 master's programs in region*
- **Public Health:** move to WRGP
 - Supporting states: Montana, New Mexico
 - 14 master's programs in region
- **Grad. Nursing:** move to WRGP or increase support fee and move to Group A.
- Staff will present recommendations at the next Commission Meeting

* *Excluding California*



Highlights of Vet Med and Certifying Officers' Meetings

Veterinary Medicine Advisory Council

- State **budgets in the black**
 - Increased positions in HI, NV, WY; decrease in AZ, ND
 - Only 24% of certified students being funded
- Challenge: attracting **large animal vets to rural areas**
 - Significant debt load, poor pay
 - Difficult working conditions (weather, hours, etc.)
- Preparing **food security/safety** professionals
 - Attracting students into low-salary positions
- **Vet Techs** to meet critical needs
 - The equivalent of the PA for animals
 - Graduation from an accredited school VS licensing exam

Vet Med (continued)

- Report from AAVMC Admissions Meeting
 - Relatively **flat applicant pool**
 - Towards a **national recruiting strategy**; a uniform message that will promote the vet profession as a whole, not just the individual schools
 - 80% female; 20% male
- Advocacy for increased funding
 - Assess REGIONAL NEEDS and **advocate as a region**
- Dickinson Research Center
 - Cattle producer
 - Vet clinic in Hebron

Certifying Officers' Meeting

- **State budget surpluses**, not necessarily for PSEP
 - Advocacy strategies for additional support fees (AZ)
- Incentives for **rural community service**
 - Move toward **loan forgiveness**/repayment
 - **Pursue matching federal funds** for the region (i.e.: Nat. Health Service Corps)
- **Tracking graduates**
 - Contact **state licensing agencies** (some will be more cooperative than others)
 - Other sources: professional associations, alumni associations, credit bureaus
 - Utah's: 70%+ return; Arizona: ~ 80% return

Questions?

Comments...